



### Main

Range of product	Zelio Time
Product or component type	Universal timing relay
Electrical connection	Plug-in sub-base with 8 pin(s)
Discrete output type	Relay
Contacts type and composition	2 C/O (timed contacts)
Component name	RE88857
Time delay type	A
Time delay range	3599640 s 35996400 s 359940 s 359964 s 5999 s 5999.4 s 59994 s 599940 s 9999 s 99.99 s 999.9 s
[In] rated current	5 A
Display type	LCD

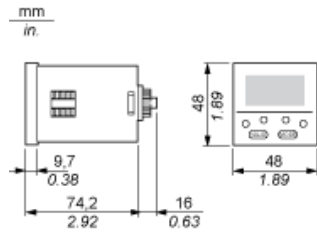
### Complementary

Product front plate size	48 x 48 mm
[Us] rated supply voltage	110 V AC
Voltage range	0.85...1.1 Us
Display digits	4 digit(s) of 8 mm height
Housing material	Self-extinguishing
Repeat accuracy	+/- 0.03 % +/- 20 ms
Setting accuracy of time delay	+/- 0.03 % +/- 20 ms of full scale
Minimum pulse duration	50 ms
Reset time	<= 0.05 ms during time delay, on de-energisation <= 0.05 ms after time delay, on de-energisation
Power consumption in VA	3.5 VA at 110 V
Breaking capacity	<= 1250 VA for resistive load
Maximum switching voltage	30 V DC 250 V AC
Temporary permissible current	15 A for < 10 s
Minimum output current	100 mA
Electrical durability	100000 cycles at 250 V AC for resistive load
Mechanical durability	5000000 cycles
Mounting support	Base mounted: socket Panel mounted: system supplied with the product
Local signalling	None
Product weight	0.14 kg

## Environment

Immunity to microbreaks	< 30 ms
Standards	IEC 60255 VDE 0435 VDE 2021
Product certifications	CSA CURus
Ambient air temperature for storage	-30...70 °C
Ambient air temperature for operation	-10...60 °C
IP degree of protection	IP65 (front panel)

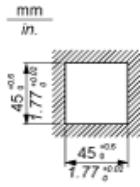
Width 48 mm



---

Panel Cut-Out

---

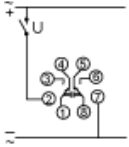


---

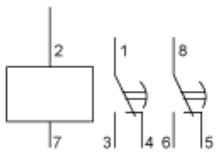
Wiring Diagram

---

Terminal referencing



Internal Wiring Diagram



Function A : Power on Delay Relay

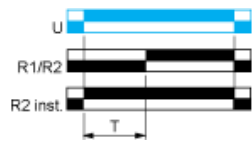
Description

The timing period T begins on energisation. After timing, the output(s) R close(s). The second output can be either timed or instantaneous.

Function: 1 Output



Function: 2 Outputs



2 timed outputs (R1/R2) or 1 timed output (R1) and 1 instantaneous output (R2 inst.)

Legend

Relay de-energised

Relay energised

Output open

Output closed

C Control contact

G Gate

R Relay or solid state output

R1/ 2 timed outputs

R2

R2 The second output is instantaneous if the right position is selected

inst.

T Timing period

Ta Adjustable On-delay

-

Tr Adjustable Off-delay

-

U Supply