

REXL2TMF7

on-delay timing relay - 0.1 s..100 h - 120 V AC
- 2 OC



Main

Range of product	Zelio Time
Product or component type	Miniature timing relay
Fixing mode	Plug-in socket
Discrete output type	Relay
Contacts type and composition	2 C/O
Component name	REXL
Time delay type	A
Time delay range	0.1...1 h 0.1...1 min 0.1...1 s 1...10 h 1...10 min 1...10 s 10...100 h

Complementary

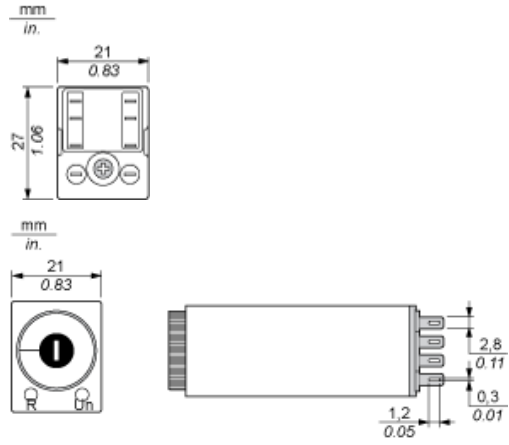
Contacts material	Cadmium free
[Us] rated supply voltage	120 V AC at 50/60 Hz
Voltage range	0.85...1.15 Us
[In] rated current	5 A AC
Repeat accuracy	+/- 0.5 %
Setting accuracy of time delay	10 % at full scale at 25 °C conforming to EN/IEC 61812-1
Temperature drift	0.05 %/°C
Maximum reset time	50 ms during time delay, on de-energisation 250 ms after time delay, on de-energisation
Voltage drift	+/- 0.2 %/V
Maximum switching capacity	4 x 5 A
Maximum temporary permissible current	10 A for < 10 s
Minimum switching current	100 mA
Electrical durability	100000 cycles at 250 V AC resistive
Mechanical durability	10000000 cycles
Maximum power consumption	2.6 VA
[Ui] rated insulation voltage	250 V conforming to VDE 0010 250 V conforming to IEC 255 Group C
Output overvoltage protection	2 J
Surge withstand	2 kV conforming to EN/IEC 61000-4-5 level 3
Creepage distance	4 kV/3 conforming to IEC 60664-1
Local signalling	1 LED yellow power ON 1 LED red output in operation
Product weight	0.05 kg

The information provided in this documentation contains general descriptions and/or technical characteristics of the performance of the products contained herein. This documentation is not intended as a substitute for and is not to be used for determining suitability or reliability of these products for specific user applications. It is the duty of any such user or integrator to perform the appropriate and complete risk analysis, evaluation and testing of the products with respect to the relevant specific application or use thereof. Neither Schneider Electric Industries SAS nor any of its affiliates or subsidiaries shall be responsible or liable for misuse of the information contained herein.

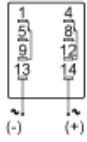
Environment

Immunity to microbreaks	<= 5 ms
Dielectric strength	2 kV 1 mA/1 minute 50 Hz conforming to EN/IEC 61812-1 2 kV 1 mA/1 minute 50 Hz conforming to EN/IEC 60601-1
Standards	73/23/EEC 89/336/EEC 93/68/EEC EN 50081-2 EN 61000-6-2 EN/IEC 60601-1 EN/IEC 60601-2 EN/IEC 61812-1
Product certifications	CUL UL
Ambient air temperature for operation	-20...60 °C
Ambient air temperature for storage	-40...70 °C
IP degree of protection	IP50 conforming to IEC 60529
Vibration resistance	0.35 mm (f = 10...55 Hz) conforming to IEC 60068-2-6
Relative humidity	95 % without condensation conforming to IEC 60068-2-6
Resistance to electrostatic discharge	8 kV (in air) conforming to EN/IEC 61000-4-2 level 3 6 kV (in contact) conforming to EN/IEC 61000-4-2 level 3
Resistance to electromagnetic fields	10 V/m conforming to EN/IEC 61000-4-3 level 3
Resistance to fast transients	2 kV conforming to EN/IEC 61000-4-4 level 3
Immunity to radioelectric fields	10 V (0.15...80 MHz) conforming to EN/IEC 61000-4-6 level 3
Immunity to voltage dips	60 % / 100 ms conforming to EN/IEC 61000-4-11 30 % / 10 ms conforming to EN/IEC 61000-4-11 >= 95 % / 1 s conforming to EN/IEC 61000-4-11
Disturbance radiated/conducted	Class B conforming to EN 55022 (EN 55011 group 1)

Width 21 mm



Terminal Referencing

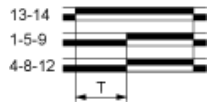


Function A : Power on Delay Relay

Description

The timing period T begins on energisation. After timing, the outputs close.

2 Timed C/O Contacts



Legend

□ Relay de-energised

■ Relay energised

□ Output open

■ Output closed

R Relay output

T Timing period