



Main

| | |
|--|---------------------|
| Range of product | Zelio Relay |
| Series name | Interface relay |
| Product or component type | Plug-in relay |
| Device short name | RSB |
| Contacts type and composition | 2 C/O |
| Contacts operation | Standard |
| Control circuit voltage | 48 V DC |
| [Ithe] conventional enclosed thermal current | 8 A at -40...40 °C |
| Status LED | Without |
| Control type | Without push-button |
| Sale per indivisible quantity | 10 |

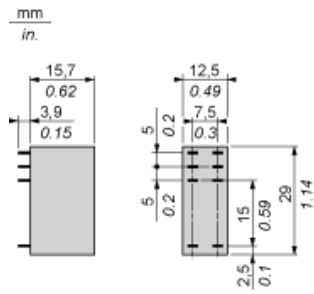
Complementary

| | |
|--|--|
| Shape of pin | Flat (PCB type) |
| Average coil resistance | 5520 Ohm (AC) at 20 °C +/- 10 % |
| [Ue] rated operational voltage | 33.6...72 V DC |
| [Ui] rated insulation voltage | 400 V conforming to EN/IEC 60947 |
| [Uimp] rated impulse withstand voltage | 3.6 kV conforming to IEC 61000-4-5 |
| Contacts material | Silver alloy (AgNi) |
| [Ie] rated operational current | 8 A, NO (AC-1/DC-1) conforming to IEC 4 A, NC (AC-1/DC-1) conforming to IEC |
| Minimum switching current | 100 mA |
| Maximum switching voltage | 250 V DC conforming to IEC |
| Minimum switching voltage | 5 V |
| Maximum switching capacity | 2000 VA/224 W |
| Resistive rated load | 8 A at 28 V DC 8 A at 250 V AC |
| Minimum switching capacity | 500 mW at 100 mA / 5 V |
| Operating rate | <= 18000 cycles/hour no-load <= 600 cycles/hour under load |
| Mechanical durability | 30000000 cycles |
| Electrical durability | 100000 cycles (4 A at 250 V, AC-1) NC 100000 cycles (8 A at 250 V, AC-1) NO |
| Operating time | 10 ms reset 20 ms operating |
| Marking | CE |
| Average coil consumption | 0.45 W DC |
| Drop-out voltage threshold | >= 0.1 U _c DC |
| Safety reliability data | B10d = 100000 |
| Protection category | RT I |
| Operating position | Any position |
| Product weight | 0.014 kg |

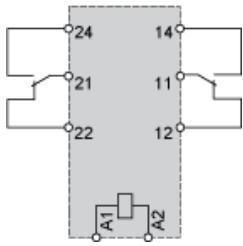
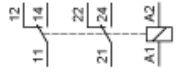
Environment

| | |
|---------------------------------------|--|
| Dielectric strength | 5000 V AC between coil and contact 2500 V AC between poles 1000 V AC between contacts |
| Standards | EN/IEC 61810-1 UL 508 CSA C22.2 No 14 |
| Product certifications | CSA UL EAC |
| Ambient air temperature for storage | -40...85 °C |
| Vibration resistance | +/- 1 mm (f = 10...55 Hz) conforming to EN/IEC 60068-2-6 |
| IP degree of protection | IP40 conforming to EN/IEC 60529 |
| Shock resistance | 5 gn for 11 ms in operation conforming to EN/IEC 60068-2-27 10 gn for 11 ms not operating conforming to EN/IEC 60068-2-27 |
| Ambient air temperature for operation | -40...85 °C (DC) |

Dimensions



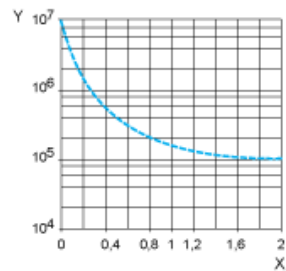
Wiring Diagram



Electrical Durability of Contacts

Durability (inductive load) = durability (resistive load) x reduction coefficient.

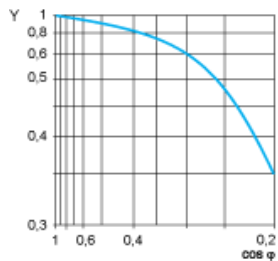
Resistive AC load



X Switching capacity (kVA)

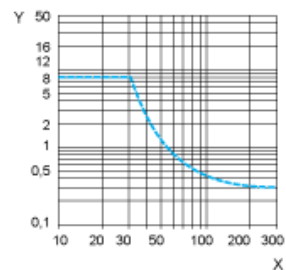
Y Durability (Number of operating cycles)

Reduction coefficient for inductive AC load (depending on power factor $\cos \phi$)



Y Reduction coefficient (A)

Maximum switching capacity on resistive DC load



X Voltage DC

Y Current DC

Note : These are typical curves, actual durability depends on load, environment, duty cycle, etc.