



Main

Range of product	Phaseo Rectified
Product or component type	Power supply
Power supply type	Rectified and filtered
Rated power in W	240 W
Input voltage	400 V AC phase to phase, terminal(s): L1-L2 230 V AC single phase, terminal(s): N-L1
Output voltage	24 V DC
Power supply output current	10 A
Operating position	Vertical at 60 °C Horizontal at 40 °C

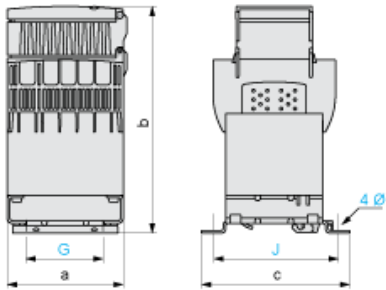
Complementary

Input voltage limits	207...253 V 360...440 V
Network frequency limits	47...63 Hz
Input voltage tolerance	+/- 15 V
Inrush current	9.24 A at 400 V 16 A at 230 V
Cos phi	0.834 at 400 V 0.783 at 230 V
Efficiency	80 %
Power dissipation in W	48 W
Residual ripple	<= 1200 mV
Holding time	15 ms
Output protection type	Against overvoltage, protection technology: 2 J peak limiter Against overload and short-circuits, protection technology: external fuse, 12 A
Connections - terminals	Screw type terminals for output connection, connection capacity: 4 x 4 mm ² AWG gauge11 Screw type terminals for input ground connection, connection capacity: 1 x 2.5...1 x 4 mm ² AWG gauge14...11 Screw type terminals for input connection, connection capacity: 5 x 2.5...5 x 4 mm ² AWG gauge14...11
Marking	CE
Fixing mode	By 4 screws
Output coupling	Parallel Series
Name of test	Surge conforming to EN/IEC 61000-4-5 Rapid transient conforming to IEC 61000-4-4 Emission conforming to EN 61000-6-3 Emission conforming to EN 50081-1 Electrostatic discharges conforming to EN/IEC 61000-4-2 Conducted/Radiated emissions conforming to EN 55011 class B
Status LED	1 LED orange for input voltage 1 LED green for output voltage
Depth	185 mm
Height	153 mm
Width	123 mm
Product weight	7.66 kg

Environment

Product certifications	CULus ENEC
Environmental characteristic	Safety conforming to UL 60950-1 Safety conforming to UL 508 Safety conforming to EN/IEC 61558-2-6 EMC conforming to IEC 62041 EMC conforming to EN/IEC61000-3-2
IP degree of protection	IP20 conforming to EN/IEC 60529
Ambient air temperature for operation	-20...60 °C
Ambient air temperature for storage	-40...80 °C
Relative humidity	0...95 % without condensation or dripping water
Class of protection against electric shock	Class I conforming to VDE 0106-1
Dielectric strength	500 V between output and ground 4600 V between input and output 2000 V between input and ground

Dimensions



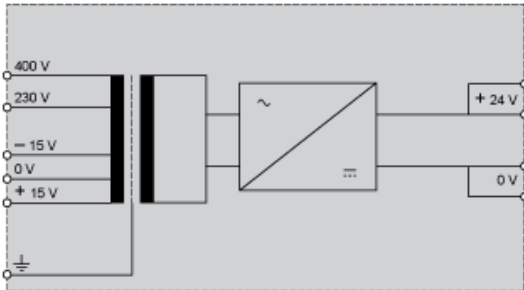
Dimensions in mm

a	b	c	G	J	Ø
123	185	153	82	136	6.5

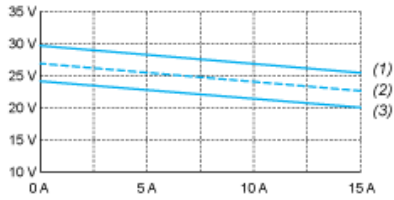
Dimensions in in.

a	b	c	G	J	Ø
4.84	7.28	6.02	3.23	5.35	0.25

Internal Wiring Diagram



Load Limits Curve



- (1) Nominal line supply + 10%
- (2) Nominal line supply
- (3) Nominal line supply - 10%