



## Main

Range of product	Harmony K
Product or component type	Complete cam switch
Component name	K10
[I <sub>th</sub> ] conventional free air thermal current	10 A
Product mounting	Front mounting
Fixing mode	Ø 16 or 22 mm hole
Cam switch head type	With front plate 30 x 30 mm
Type of operator	Black handle
Rotary handle padlocking	Without
Presentation of legend	With metallic legend, 0 - L1N - L2N - L3N - L1L2 - L2L3 - L3L1 black marking
Cam switch function	Voltmeter switch
Return	Without
Type of measurement	Between 3 phases and between 1 phase and neutral
Off position	With Off position
Switching positions	Left: 0° - 315° - 270° - 225° Right: 0° - 45° - 90° - 135°
IP degree of protection	IP65 (operating head) conforming to IEC 60529 IP20 (contact block)

## Complementary

Switching angle	45 °
[U <sub>i</sub> ] rated insulation voltage	440 V degree of pollution 3 conforming to IEC 60947-1
Rated operational power in W	750 W AC-23A / 220/240 V 1 phase 370 W AC-23A / 110/120 V 1 phase 1800 W AC-23A / 220/240 V 3 phases
Rated power in hp	0.75 hp AC at 220/240 V 1 phase 0.75 hp AC at 110/120 V 3 phases 0.33 hp AC at 110/120 V 1 phase 1 hp AC at 220/240 V 3 phases
[I <sub>e</sub> ] rated operational current AC	6 A at 120 V AC-15 3 A at 240 V AC-15 10 A at 400 V AC-21A 10 A at 400 V AC-1
[I <sub>e</sub> ] rated operational current DC	0.7 A at 110 V resistive load 0.3 A at 220 V resistive load 10 A at 24 V resistive load
Electrical durability	100000000 cycles
Short circuit protection	10 A by cartridge fuse, type gG
[U <sub>imp</sub> ] rated impulse withstand voltage	4 kV conforming to IEC 60947-1
Contacts operation	Slow-break
Electrical connection	Captive screw clamp terminals , 2 x 1.5 mm <sup>2</sup>
Mechanical durability	1000000 cycles
CAD overall width	30 mm
CAD overall height	30 mm
CAD overall depth	100 mm
Product weight	0.055 kg

## Environment

Standards	EN/IEC 60947-5-1 EN/IEC 60947-3 CENELEC EN 50013
Product certifications	CULus
Protective treatment	TC
Ambient air temperature for operation	-20...55 °C
Ambient air temperature for storage	-40...70 °C
Class of protection against electric shock	Class II conforming to IEC 60536

---

Cam Switch

---

Front Mounting by  $\varnothing 16$  mm/0.63 in. or  $\varnothing 22$  mm/0.87 in. hole



- a 75 mm/2.95 in.
- e support panel thickness: 0.5 mm to 5 mm/0.02 in. to 0.2 in.

---

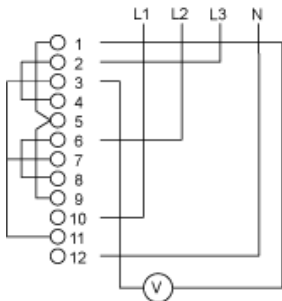
Cam Switch

---

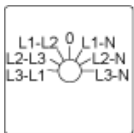
Ø 16 mm/0.63 in. and Ø 22 mm/0.87 in. Panel Cut-outs



Link Positions (Factory Mounted)



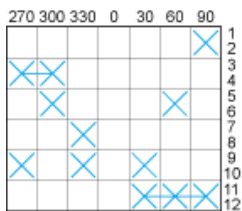
Marking



Angular Position of Switch



Switching Program



Convention Used for Switching Program Representation

- Contact closed
- Contact closed in 2 positions and maintained between the 2 positions
- Sealed assembly for auto-maintain control
- Overlapping contacts
- Spring return position: for a switching angle of 90°, spring return is over 30° after the last position (for a maximum of 3 simultaneous contacts).

Example:

