








Illuminated pushbutton, 22 mm, round, plastic, yellow, pushbutton, flat, momentary contact type, with holder, 1 NO, LED module with integrated LED 24 V AC/DC, Spring-type terminal

|  |  |
|--|--|
| <b>product brand name</b>  | SIRIUS ACT   |
| <b>product designation</b>   | Illuminated pushbuttons  |
| <b>design of the product</b>   | Complete unit  |
| <b>product type designation</b>  | 3SU1   |
| <b>product line</b>  | Plastic, black, 22 mm  |
| <b>manufacturer's article number</b>   |  |
| <ul style="list-style-type: none"> <li>• of supplied contact module at position 1</li> <li>• of supplied LED module</li> <li>• of the supplied holder</li> <li>• of the supplied actuator</li> </ul> | <a href="#">3SU1400-1AA10-3BA0</a><br><a href="#">3SU1401-1BB30-3AA0</a><br><a href="#">3SU1550-0AA10-0AA0</a><br><a href="#">3SU1001-0AB30-0AA0</a> |
| <b>number of command points</b>  | 1  |
| <b>Actuator</b>  |  |
| <b>design of the actuating element</b>   | Button, flat   |
| <b>principle of operation of the actuating element</b>   | momentary contact type   |
| <b>product extension optional light source</b>   | Yes  |
| <b>color of the actuating element</b>  | yellow   |
| <b>material of the actuating element</b>   | plastic  |
| <b>shape of the actuating element</b>  | round  |
| <b>outer diameter of the actuating element</b>   | 29.45 mm   |
| <b>number of contact modules</b>   | 1  |
| <b>Front ring</b>  |  |
| <b>product component front ring</b>  | Yes  |
| <b>design of the front ring</b>  | Standard   |
| <b>material of the front ring</b>  | plastic  |
| <b>color of the front ring</b>   | black  |
| <b>Holder</b>  |  |
| <b>material of the holder</b>  | Plastic  |
| <b>Display</b>   |  |
| <b>number of LED modules</b>   | 1  |
| <b>General technical data</b>  |  |
| <b>product function positive opening</b>   | No   |
| <b>product component light source</b>  | Yes  |
| <b>insulation voltage rated value</b>  | 320 V  |
| <b>degree of pollution</b>   | 3  |
| <b>type of voltage of the operating voltage</b>  | AC/DC  |
| <b>surge voltage resistance rated value</b>  | 4 kV   |
| <b>protection class IP</b>   | IP66, IP67, IP69(IP69K)  |
| <ul style="list-style-type: none"> <li>• of the terminal</li> </ul>  | IP20   |
| <b>degree of protection NEMA rating</b>  | 1, 2, 3, 3R, 4, 4X, 12, 13   |

|   |  |
|---|--|
| <b>shock resistance</b>   |  |
| <ul style="list-style-type: none"> <li>• acc. to IEC 60068-2-27</li> <li>• for railway applications acc. to DIN EN 61373</li> </ul>   | sinusoidal half-wave 15g / 11 ms<br>Category 1, Class B  |
| <b>vibration resistance</b>   |  |
| <ul style="list-style-type: none"> <li>• acc. to IEC 60068-2-6</li> <li>• for railway applications acc. to DIN EN 61373</li> </ul>  | 10 ... 500 Hz: 5g<br>Category 1, Class B   |
| <b>operating frequency maximum</b>  | 3 600 1/h  |
| mechanical service life (switching cycles) typical  | 3 000 000  |
| electrical endurance (switching cycles) typical   | 10 000 000   |
| <b>thermal current</b>  | 10 A   |
| <b>reference code acc. to IEC 81346-2</b>   | S  |
| <b>continuous current of the C characteristic MCB</b>   | 10 A; for a short-circuit current smaller than 400 A   |
| <b>continuous current of the quick DIAZED fuse link</b>   | 10 A   |
| <b>continuous current of the DIAZED fuse link gG</b>  | 10 A   |
| Substance Prohibitance (Date)   | 01.10.2014   |
| <b>operating voltage</b>  |  |
| <ul style="list-style-type: none"> <li>• at AC <ul style="list-style-type: none"> <li>— at 50 Hz rated value</li> <li>— at 60 Hz rated value</li> </ul> </li> <li>• at DC rated value</li> </ul>                          | 5 ... 500 V<br>5 ... 500 V<br>5 ... 500 V  |
| <b>Power Electronics</b>  |  |
| <b>contact reliability</b>  | One maloperation per 100 million (17 V, 5 mA), one maloperation per 10 million (5 V, 1 mA)   |
| <b>Supply voltage</b>   |  |
| type of voltage of the supply voltage of the light source   | AC/DC  |
| <b>supply voltage of the light source at AC</b>   |  |
| <ul style="list-style-type: none"> <li>• at 50 Hz rated value</li> <li>• at 60 Hz rated value</li> </ul>  | 24 V<br>24 V   |
| supply voltage 1 of the light source at DC rated value  | 24 V   |
| <b>Control circuit/ Control</b>   |  |
| <b>inrush current of LED module maximum</b>   | 2 A  |
| <b>Auxiliary circuit</b>  |  |
| <b>design of the contact of auxiliary contacts</b>  | Silver alloy   |
| <b>number of NC contacts for auxiliary contacts</b>   | 0  |
| <b>number of NO contacts for auxiliary contacts</b>   | 1  |
| <b>Connections/ Terminals</b>   |  |
| <b>type of electrical connection</b>  | spring-loaded terminals<br>Spring-type terminal  |
| <ul style="list-style-type: none"> <li>• of modules and accessories</li> </ul>  |  |
| <b>type of connectable conductor cross-sections</b>   |  |
| <ul style="list-style-type: none"> <li>• solid without core end processing</li> <li>• finely stranded with core end processing</li> <li>• finely stranded without core end processing</li> <li>• at AWG cables</li> </ul> | 2x (0.25 ... 1.5 mm <sup>2</sup> )<br>2x (0.25 ... 0.75 mm <sup>2</sup> )<br>2x (0.25 ... 1.5 mm <sup>2</sup> )<br>2x (24 ... 16)        |
| <b>tightening torque of the screws in the bracket</b>   | 1 ... 1.2 N·m  |
| <b>Lamp</b>   |  |
| <b>type of light source</b>   | LED  |
| <b>color of the light source</b>  | yellow   |
| <b>light intensity</b>  | 900 ... 1 400 mcd  |
| <b>Ambient conditions</b>   |  |
| <b>ambient temperature</b>  |  |
| <ul style="list-style-type: none"> <li>• during operation</li> <li>• during storage</li> </ul>  | -25 ... +70 °C<br>-40 ... +80 °C   |
| environmental category during operation acc. to IEC 60721   | 3M6, 3S2, 3B2, 3K6 (with relative air humidity of 10 ... 95%, no condensation in operation permitted for all devices behind front panel) |
| <b>Installation/ mounting/ dimensions</b>   |  |
| <b>fastening method</b>   | front plate mounting<br>Front plate mounting   |
| <ul style="list-style-type: none"> <li>• of modules and accessories</li> </ul>  |  |
| <b>height</b>   | 40 mm  |
| <b>width</b>  | 30 mm  |

|   |         |
|---|---------|
| shape of the installation opening           | round   |
| mounting diameter                           | 22.3 mm |
| positive tolerance of installation diameter | 0.4 mm  |
| mounting height                             | 11 mm   |
| installation width                          | 29.5 mm |
| installation depth                          | 49.7 mm |

#### Certificates/ approvals

| General Product Approval  | Declaration of Conformity   |
|---|---|
|     | <a href="#">UK Declaration of Conformity</a><br> |

| Test Certificates  | Marine / Shipping   |
|--|---|
| <a href="#">Type Test Certificates/Test Report</a><br><a href="#">Special Test Certificate</a> |     |

| Marine / Shipping  | other                        |
|--|------------------------------|
|  | <a href="#">Confirmation</a> |

#### Further information

Information- and Downloadcenter (Catalogs, Brochures,...)

<https://www.siemens.com/ic10>

Industry Mall (Online ordering system)

<https://mall.industry.siemens.com/mall/en/en/Catalog/product?mlfb=3SU1102-0AB30-3BA0>

Cax online generator

<http://support.automation.siemens.com/WW/CAXorder/default.aspx?lang=en&mlfb=3SU1102-0AB30-3BA0>

Service&Support (Manuals, Certificates, Characteristics, FAQs,...)

<https://support.industry.siemens.com/cs/ww/en/ps/3SU1102-0AB30-3BA0>

Image database (product images, 2D dimension drawings, 3D models, device circuit diagrams, EPLAN macros, ...)

[http://www.automation.siemens.com/bilddb/cax\\_de.aspx?mlfb=3SU1102-0AB30-3BA0&lang=en](http://www.automation.siemens.com/bilddb/cax_de.aspx?mlfb=3SU1102-0AB30-3BA0&lang=en)

