



Main

Range of product	Harmony XAC
Product or component type	Booted pushbutton
Control station name	XACB XACM
Electrical circuit type	Control circuit
[Us] rated supply voltage	0...15 V
Control circuit type	DC
Operating travel	11 mm

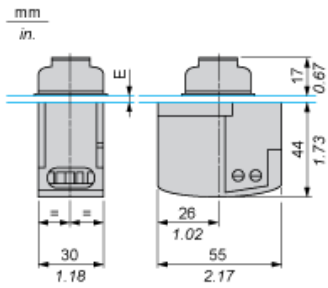
Complementary

Contacts type and composition	1 NO at end of travel 1 NC + 1 NO at start of travel
Current consumption	< 15 mA
Connections - terminals	Terminal connectors, connection capacity: 2 x 1.5 mm ² Terminal connectors, connection capacity: 1 x 2.5 mm ²
Operating force	9 N at end of travel 4 N at start of travel
Mechanical durability	1000000 cycles
[Ithe] conventional enclosed thermal current	6 A
[Ui] rated insulation voltage	250 V, degree of pollution 3 conforming to IEC 60947-1
Rated power in VA	30 VA AC-15 for 1000000 cycles at 48 V 50/60 Hz conforming to IEC 60947-5-1 appendix C 30 VA AC-15 for 1000000 cycles at 230 V 50/60 Hz conforming to IEC 60947-5-1 appendix C 30 VA AC-15 for 1000000 cycles at 110 V 50/60 Hz conforming to IEC 60947-5-1 appendix C
Rated power in W	48 W DC-13 for 1000000 cycles at 48 V, load inductive conforming to IEC 60947-5-1 appendix C 12 W DC-13 for 1000000 cycles at 110 V, load inductive conforming to IEC 60947-5-1 appendix C
Product weight	0.065 kg

Environment

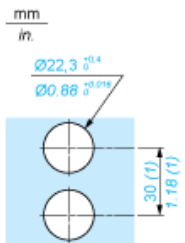
Standards	EN 60947-5-1 IEC 60947-5-1
Ambient air temperature for operation	-25...70 °C
Ambient air temperature for storage	-40...70 °C
IP degree of protection	IP65 conforming to IEC 60529

Dimensions



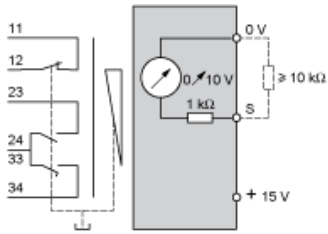
E Support panel thickness: 1 mm to 3.5 mm / 0.04 in. to 0.14 in.

Panel Cut-Out



- (1) Minimum fixing centres between 2 operators.

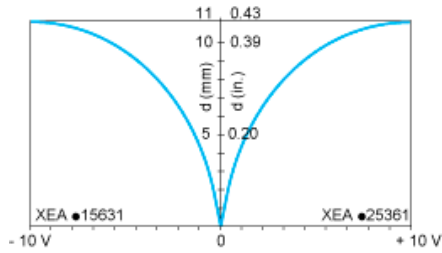
Output Connection Diagram



Analogue Circuit Characteristics

Analogue Signal Output Curves

With 15 V supply voltage



d Distance travelled by the pushbutton operator

Power supply voltage = 15 V, output voltage = 10 V (if supply voltage < 15 V, output voltage < 10 V)

Contact State versus Distance Travelled by the Pushbutton Operator



■ Contact Closed

□ Contact Open