

fixed-mounted circuit breaker 3-pole, size I, IEC In=630A to 690V, AC50/60Hz Icu=66kA at 500V rear connection horizontal Overcurrent release ETU 15 LI protection adjustable 0.5-1 in Motorized/manual operating mechanism with spring charging motor AC 50/60 Hz 208-240 V or 220-250 V DC Activation AC 50/60 Hz 230 V, 220 V DC without 1st auxiliary release without 2nd auxiliary release 2NO+2NC

Model	
product brand name	SENTRON
product designation	ACB
design of the product	IEC 60947-2
design of the actuating element	Pushbutton
type of the driving mechanism	Manual/motorized operating mechanism with mechanical and electrical closing
type of the driving mechanism / motor drive	Yes
design of the overcurrent release	ETU15B
General technical data	
number of poles	3
size of the circuit-breaker	1
utilization category	B
circuit-breaker / Design	3WL1
Voltage	
Rated insulation voltage Ui	1 000 V
insulation voltage / rated value	1 000 V
operating voltage	
• at AC / at 50/60 Hz / rated value	690 V
Protection class	
protection class IP	IP20
protection class IP / on the front	IP20
protection function of the overcurrent release	LI
Dissipation	
power loss [W]	
• for rated value of the current / at AC / in hot operating state / per pole	33.3 W
• maximum	100 W
Current	
operational current	
• at 40 °C / rated value	630 A
• at 45 °C / rated value	630 A
• at 50 °C / rated value	630 A
• at 55 °C / rated value	630 A
• at 60 °C / rated value	630 A
• at 65 °C / rated value	630 A
• at 70 °C / rated value	630 A
continuous current / rated value / maximum	630 A
continuous current / rated value	630 A
adjustable current response value current	
• of the current-dependent overload release / full-scale value	630 A
• of instantaneous short-circuit trip unit / minimum	1 260 A
• of instantaneous short-circuit trip unit / maximum	5 040 A
Main circuit	
operating frequency	
• 1 / rated value	50 Hz

• 2 / rated value	60 Hz		
Auxiliary circuit			
number of NC contacts / for auxiliary contacts	2		
number of NO contacts / for auxiliary contacts	2		
Suitability			
suitability for use	system protection		
Adjustable parameters			
adjustable current response value current / of the current-dependent overload release / initial value	315 A		
Product details			
product component			
• trip indicator	Yes		
• voltage trigger	No		
• undervoltage release	No		
design of the auxiliary switch	2 NO + 2 NC		
product extension / optional / motor drive	No		
Product function			
product function			
• grounding protection	No		
• phase failure detection	No		
Display and operation			
display version	without display		
Short circuit			
breaking capacity operating short-circuit current (Ics)			
• at 415 V / rated value	66 kA		
• at 500 V / rated value	66 kA		
• at 690 V / rated value	50 kA		
breaking capacity maximum short-circuit current (Icu)			
• at 415 V / rated value	66 kA		
• at 500 V / rated value	66 kA		
• at 690 V / rated value	50 kA		
Connections			
arrangement of electrical connectors / for main current circuit	Main connection rear side horizontal		
type of electrical connection / for main current circuit	busbar connection		
Mechanical Design			
height	439.5 mm		
width	320 mm		
depth	337 mm		
fastening method	fixed mounting		
Environmental conditions			
ambient temperature / during operation			
• minimum	-20 °C		
• maximum	70 °C		
ambient temperature / during storage			
• minimum	-40 °C		
• maximum	70 °C		
General Product Approval	EMC	Declaration of Conformity	Test Certificates



[UK Declaration of Conformity](#)



[Miscellaneous](#)

Test Certificates

Marine / Shipping

[Type Test Certificates/Test Report](#)

[Special Test Certificate](#)



Marine / Shipping

other

[CCS / China Classification Society](#)



[Confirmation](#)

[Environmental Confirmations](#)

[Miscellaneous](#)

[Miscellaneous](#)

Dangerous Good

[Transport Information](#)

Further information

Industry Mall (Online ordering system)

<https://mall.industry.siemens.com/mall/en/en/Catalog/product?mlfb=3WL1106-3BB32-4AA2>

Service&Support (Manuals, Certificates, Characteristics, FAQs,...)

<https://support.industry.siemens.com/cs/ww/en/ps/3WL1106-3BB32-4AA2>

Image database (product images, 2D dimension drawings, 3D models, device circuit diagrams, ...)

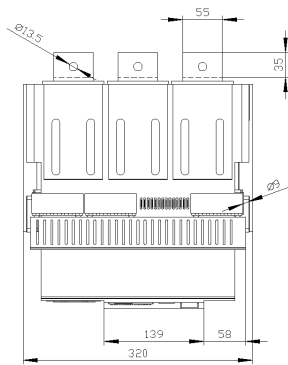
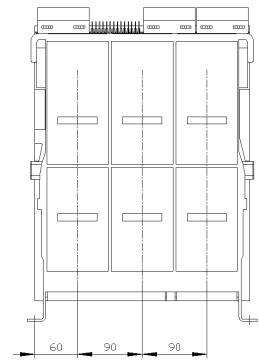
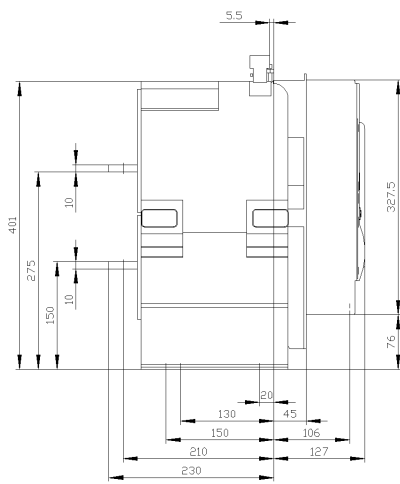
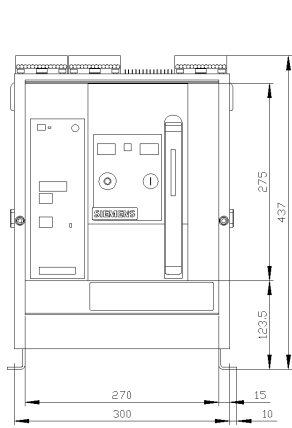
http://www.automation.siemens.com/bilddb/cax_en.aspx?mlfb=3WL1106-3BB32-4AA2

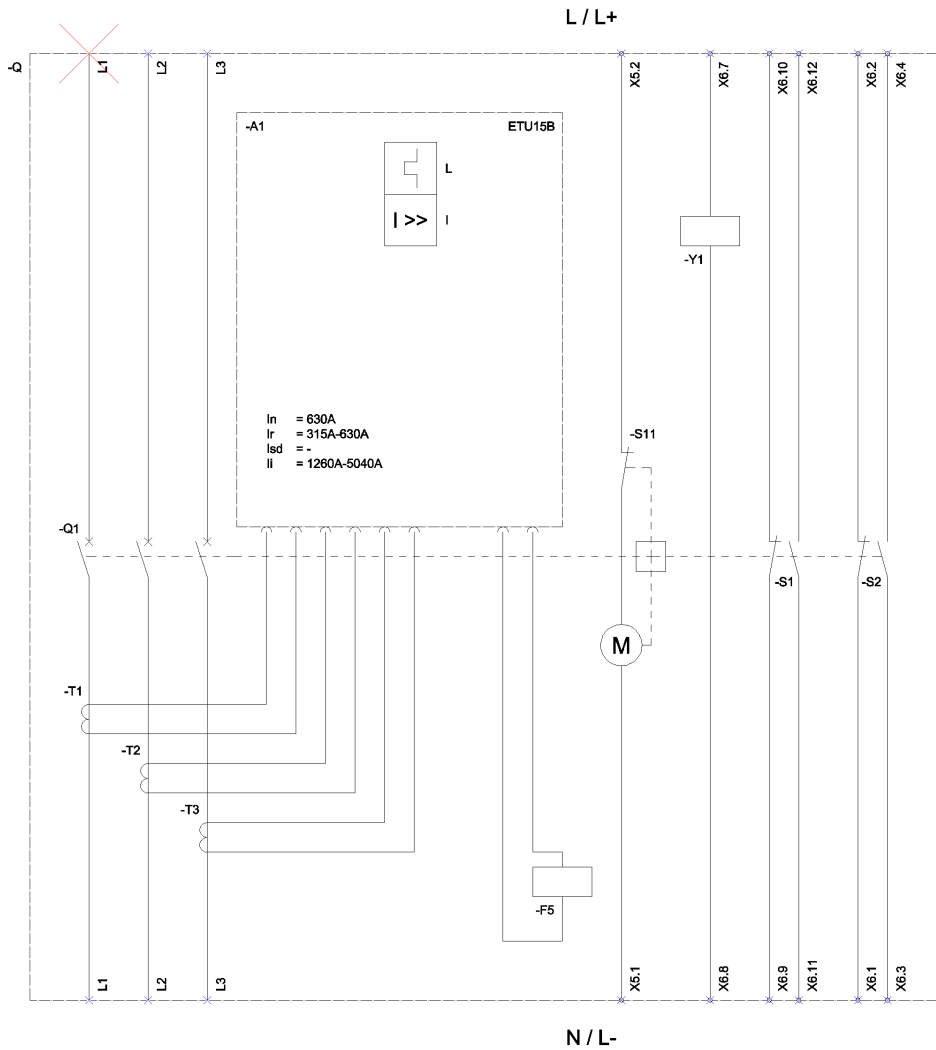
CAX-Online-Generator

<http://www.siemens.com/cax>

Tender specifications

<http://www.siemens.com/specifications>





L (Long Time Delay / Überlastschutz); I (Instantaneous / Kurzschlusschutz, unverzögert);
 S11 (Internal motor shutdown switch, if spring is tensioned / Interner Motorabstellschalter, wenn Feder gespannt); F5 (Maglatch for trip unit / Auslösemagnet);
 S1 - S8 (Auxiliary switch / Hilfsschalter); Y1 (Closing coil / Einschaltmagnet);

last modified:

3/23/2020

