

M12 male 0° / M12 female 90° B-cod. shielded

PUR AWG24+22 shielded vt UL/CSA+drag ch. 5m

Male straight – female 90°

M12 – M12, 4-pole

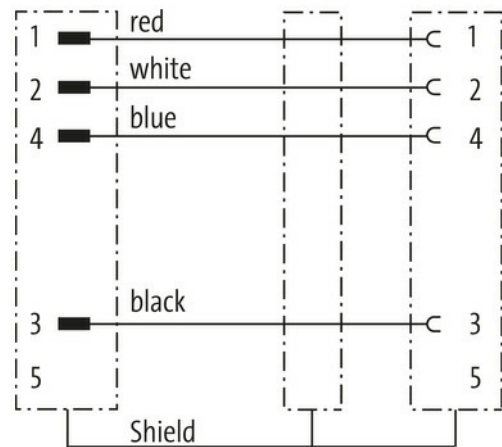
B-coded

shielded

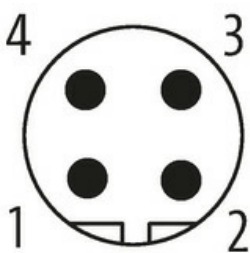
Plastic housings with good resistance against chemicals and oils.

The resistance to aggressive media should be individually tested for your application. Further details on request.

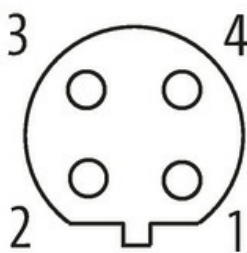
Further cable lengths on request.

[Link to Product](#)**Illustration**

Male



Female





Product may differ from Image



* only for products with UL/CSA approved cable

Form

Form 44033

Technical Data

| | |
|------------------------------------|--|
| Operating voltage | max. 60 V AC/DC |
| Operating voltage (only UL listed) | max. 30 V AC/DC |
| Rated surge voltage | 1.5 kV |
| Operating current per contact | max. 4 A |
| No. of poles | 4 |
| Material group | IEC 60664-1, category I |
| Coding | B-coded |
| Locking of ports | Screw thread (M12×1 mm) recommended torque 0.6 Nm, self-securing |
| Compression gland | M12 (SW13) |
| Protection | IP65 and IP67 when plugged and screwed down (EN 60529) |

General data

| | |
|-------------------|--|
| Standards | DIN EN 61076-2-101 (M12) |
| Mounting method | inserted, tightened |
| Pollution Degree | 3 |
| Temperature range | -25...+85 °C, depending on cable quality |

Cables

| | |
|--------------------------|---|
| Cable identification | 803 |
| Approval (cable) | cURus (AWM style 20549/10578); CE compliant |
| Cable weight [g/m] | 63,12 g |
| Material (wire) | Cu wire, tin plated |
| Resistor (core) | max. 78 Ω/km (data pair, max. 54 Ω/km (power pair); (20 °C) |
| AWG | similar to AWG 24 (0.25 mm ²); similar to AWG 22 (0.34 mm ²) |
| Wire-Ø incl. isolation | 2.1 mm ±5% (0.25 mm ²); 1.5 mm ±5% (0.34 mm ²) |
| Color/numbering of wires | wh, bl (data pair); bk, rd (power pair) |
| Shield | yes |
| optical shield cover | min. 65% |
| Material (jacket) | PUR |
| Outer-Ø (jacket) | 6.9 mm ±5% |
| Color (jacket) | violet |
| thermal resistance | flame-retardant according to UL 1581 section 1090, section 1100 (FT2), IEC 60332-1-2 Std. |

The information in this brochure has been compiled with the utmost care.

Liability for the correctness completeness and topicality of the information is restricted to gross negligence. Version: 03/22

| | |
|---------------------------------|---------------------------------|
| Nominal voltage | 300 V |
| Test voltage | 2000 V AC (test duration 1 min) |
| Temperature range (fixed) | -40...+80 °C |
| Temperature range (mobile) | -30...+70 °C |
| Bend radius (fixed) | 6× outer Ø |
| Bend radius (moving) | 10× outer Ø |
| No. of bending cycles (C-track) | max. 1 Mio. (25 °C) |
| Travel speed (C-track) | max. 3 m/s |
| Acceleration (C-track) | max. 5 m/s ² |

Commercial data

| | |
|-----------------------|---------------|
| country of origin | DE |
| customs tariff number | 85444290 |
| EAN | 4048879314794 |
| eClass | 27061801 |
| Packaging unit | 1.000 |