

M8 male 0° snap-in/ M12 female 90° A-cod. screw-in

PUR 3x0.25 bk UL/CSA+robot+drag ch. 0.3m

Male straight – female 90°

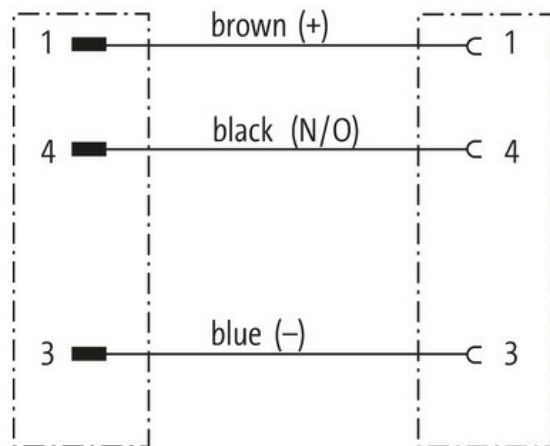
M8 (Snap In) – M12, 3-pole

Art-No. 7005 - M12 Lite - (plastic hexagonal screw) on request

Further cable lengths on request.

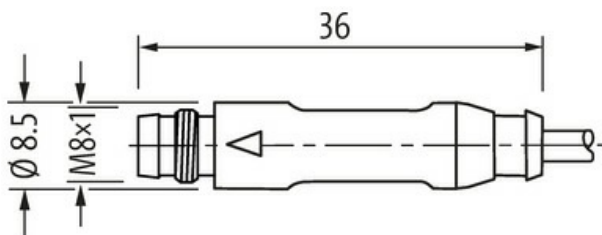
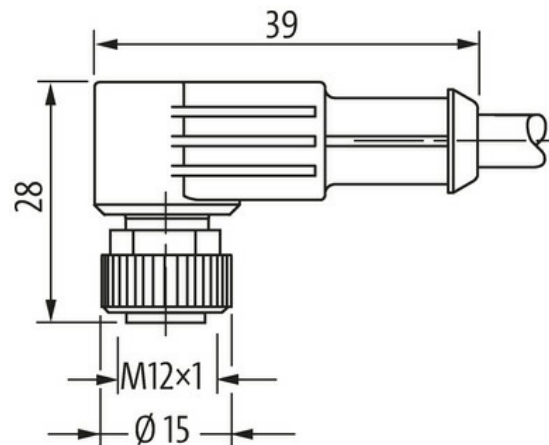
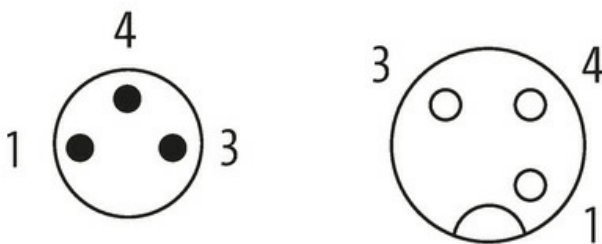
Plastic housings with good resistance against chemicals and oils.

The resistance to aggressive media should be individually tested for your application. Further details on request.

[Link to Product](#)**Illustration**

Male

Female



Product may differ from Image



* only for products with UL/CSA approved cable

| Form | |
|---|---|
| Form | 88381 |
| Technical Data | |
| Operating voltage | 50 V AC/60 V DC |
| Operating voltage (only UL listed) | 30 V AC/DC |
| Rated surge voltage | 1.5 kV |
| Operating current per contact | max. 4 A |
| Material group | IEC 60664-1, category I |
| Coding | M12, A-coded |
| Locking of ports | Screw thread (M12×1 mm) recommended torque 0.6 Nm, self-securing, M8 (Snap In) |
| Compression gland | M12 (SW13) |
| Protection | IP65, IP66K, IP67 (M12) - IP65 (M8) |
| Material | PUR |
| Locking material | Zinc die casting, matte nickel plated (M12) |
| suitable for corrugated tube (internal Ø) | M12 (10 mm); M8 (6.5 mm) |
| General data | |
| Standards | DIN EN 61076-2-101 (M12), DIN EN 61076-2-104 (M8) |
| Pollution Degree | 3 |
| Temperature range | -25...+85 °C, depending on cable quality |
| Cables | |
| No./diameter of wires | 3× 0.25 mm ² |
| Wire isolation | PP (br, bl, bk) |
| C-track properties | 10 Mio. |
| Outer Ø | 4.3 mm ±5% |
| Cable identification | 650 |
| Cable Type | 5 (PUR schweißfunkenbeständig) |
| Approval (cable) | cURus (AWM-Style 20549/10493); CE conform |
| Cable weight [g/m] | 26,4 g |
| Material (wire) | Cu wire, bare |
| Resistor (core) | max. 79 Ω/km (20 °C) |
| Single wire Ø (core) | 0.1 mm |
| Construction (core) | 32× 0.1 mm (multi-strand wire class 6) |
| Diameter (core) | 3× 0.25 mm ² |
| AWG | similar to AWG 24 |
| Material (wire isolation) | PP |
| Material property (wire isolation) | CFC-, halogen-, cadmium-, silicone- and lead-free |
| Shore hardness (wire isolation) | 74 ±3 D |
| Wire-Ø incl. isolation | 1.25 mm ±5% |
| Color/numbering of wires | br, bk, bl |
| Stranding combination | 3 wires twisted |
| Shield | no |
| Material (jacket) | PUR |
| Material property (jacket) | CFC-, halogen-, cadmium-, silicone- and lead-free, matt, low-adhesion, machine easy to process, abrasion-resistant, hydrolysis-, microbial- and welding spark resistant |
| Shore hardness (jacket) | 58 ±3 D |
| Outer-Ø (jacket) | 4.3 mm ±5% |
| Color (jacket) | black |
| Cable labeling | see frame delivery specifications 7000-00000-001 |

| | |
|---------------------------------|--|
| Jacket Color | black |
| chemical resistance | good resistance to oil, gasoline and chemicals (EN 60811-404) |
| thermal resistance | flame retardant UL, FT2, IEC 60332-1, IEC 60332-2-2, welding spark resistant |
| Nominal voltage | 300 V AC |
| Test voltage | 2500 V AC |
| Current load capacity | to DIN VDE 0298-4 |
| Temperature range (fixed) | -40...+80 °C |
| Temperature range (fixed) | -40...+80 °C, (+90 °C at max. 10 000 operating hours) |
| Temperature range (mobile) | -25...+80 °C |
| Temperature range (mobile) | -25...+80 °C, (+90 °C at max. 10 000 operating hours) |
| Bend radius (fixed) | 5× outer Ø |
| Bend radius (moving) | 10× outer Ø |
| Bend radius (moving) | 10× outer Ø |
| No. of bending cycles (C-track) | max. 10 Mio. (25 °C) |
| Travel speed (C-track) | max. 3.3 m/s |
| Acceleration (C-track) | max. 5 m/s ² |
| Torsion stress | ±360°/m |
| No. of torsion cycles | max. 1 Mio. (25 °C) |
| Torsion speed | 35 cycles/min |
| Material (jacket) | PUR (UL/CSA), welding spark |

Commercial data

| | |
|-----------------------|----------|
| country of origin | DE |
| customs tariff number | 85444290 |
| eClass | 27061801 |
| Packaging unit | 1.000 |