



## Main

Range of product	Harmony XPE
Product or component type	Foot switch
Material	Plastic
Foot switch type	Single foot switch
Device short name	XPEY
Protective cover	With
Trigger mechanism	With trigger mechanism
Contacts operation	2 steps
Contacts type and composition	2 NC + NO
Colour	Yellow

## Complementary

Positive opening	With conforming to EN/IEC 60947-5-1 appendix K
Connections - terminals	Screw clamp terminal: $\leq 2 \times 1.5 \text{ mm}^2$ with or without cable end Screw clamp terminal: $\leq 1 \times 2.5 \text{ mm}^2$ with or without cable end
Mechanical durability	5000000 cycles
[Ie] rated operational current	0.27 A, 250 V, DC-13, Q300 conforming to EN/IEC 60947-5-1 appendix A 3 A, 240 V, AC-15, A300
[Ui] rated insulation voltage	500 V, degree of pollution: 3 conforming to VDE 0110 group C 500 V, degree of pollution: 3 conforming to NF C 20-040 group C 500 V, degree of pollution: 3 conforming to EN/IEC 60947-1 300 V conforming to UL 508 300 V conforming to CSA C22-2 No 14
[Uimp] rated impulse withstand voltage	6 kV conforming to EN/IEC 60947-1
Resistance across terminals	$\leq 25 \text{ m}\Omega$ conforming to NF C 93-050 method A $\leq 25 \text{ m}\Omega$ conforming to IEC 60255-7 category 3
Short circuit protection	10 A by cartridge fuse type gG conforming to VDE 0660-200 10 A by cartridge fuse type gG conforming to EN/IEC 60947-5-1
Operational power in W	7 W DC-13, operating rate: 60 cyc/mn, 5000000 cycles, 48 V, load factor: 0.5 conforming to EN/IEC 60947-5-1 appendix C 4 W DC-13, operating rate: 60 cyc/mn, 5000000 cycles, 120 V, load factor: 0.5 conforming to EN/IEC 60947-5-1 appendix C 10 W DC-13, operating rate: 60 cyc/mn, 5000000 cycles, 24 V, load factor: 0.5 conforming to EN/IEC 60947-5-1 appendix C
Product weight	0.7 kg

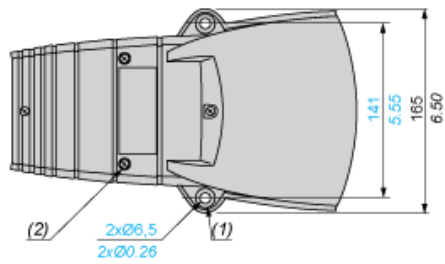
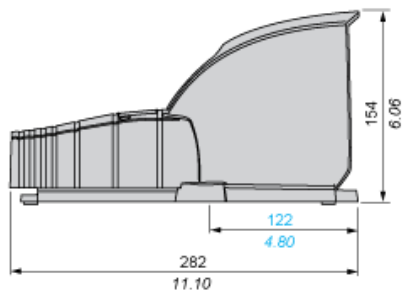
## Environment

Protective treatment	TH
Ambient air temperature for operation	-25...55 °C
Ambient air temperature for storage	-40...70 °C
Vibration resistance	5 gn (f = 10...500 Hz) conforming to IEC 60068-2-6
Shock resistance	30 gn conforming to IEC 60068-2-27
Class of protection against electric shock	Class II conforming to NF C 20-030 Class II conforming to EN/IEC 61140
IP degree of protection	IP55 conforming to IEC 60529

Plastic Foot Switch with Protective Cover

Dimensions

$\frac{\text{mm}}{\text{in.}}$



- (1) Ø 16 x 4 counterbored hole.
- (2) 4 cover fixing screws: stainless steel. Tightening torque: 1 N.m.

---

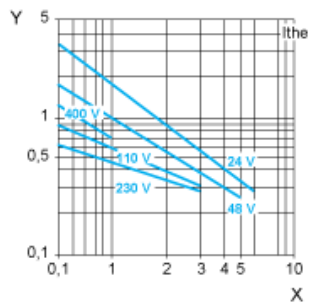
Electrical Durability of Contacts

---

AC-15 Utilization Category

Operating rate: 3600 operating cycles/hour. Load factor: 0.5.

Inductive circuit:



X Current in A  
Y Millions of operating cycles

DC-13 Utilization Category

Refer to the product characteristic "Operational power in W".