

**M12 male 0° A-cod. with cable**

TPE 5x18AWG ye UL/CSA. ITC/PLTC 1m

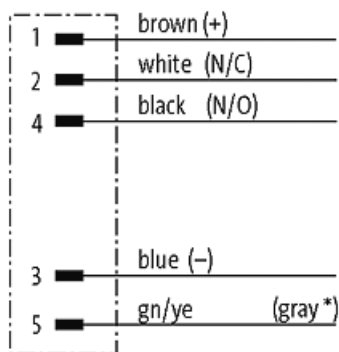
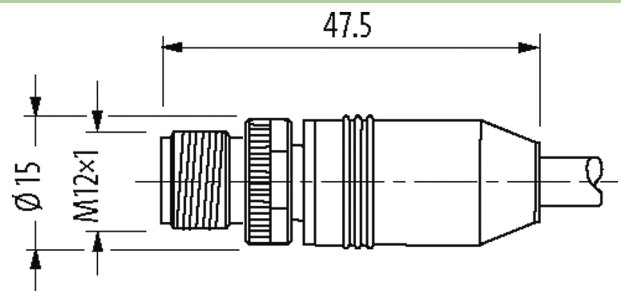
Male straight  
M12, 5-pole  
USA

Plastic housings with good resistance against chemicals and oils.

The resistance to aggressive media should be individually tested for your application. Further details on request.

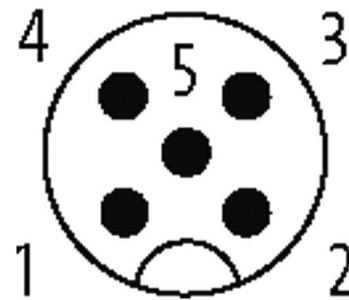
Further cable lengths on request.

Cable is approved for 600 V

**Link to Product****Illustration**

(\* for cable type 162)

Male



Product may differ from Image



\* only for products with UL/CSA approved cable

**Form**

Form 12041

**Technical Data**

|                                    |                                                                  |
|------------------------------------|------------------------------------------------------------------|
| Operating voltage                  | max. 125 V AC/DC                                                 |
| Operating voltage (only UL listed) | 30 V AC/DC                                                       |
| Rated surge voltage                | 1.5 kV                                                           |
| Operating current per contact      | max. 4 A                                                         |
| Coding                             | A-coded                                                          |
| Locking of ports                   | Screw thread (M12x1 mm) recommended torque 0.6 Nm, self-securing |

The information in this brochure has been compiled with the utmost care.

Liability for the correctness completeness and topicality of the information is restricted to gross negligence. Version: 03/22

Murrelektronik Ltd. | 5 Albion Street, Pendlebury Industrial Estate, Swinton | Manchester M27 4FG | Fon +44 161 728 3133 | Fax +44 161 728 3130 | shop@murrelektronik.co.uk | shop.murrelektronik.co.uk

|                   |                                                     |
|-------------------|-----------------------------------------------------|
| Compression gland | M12 (SW13)                                          |
| Protection        | IP65, IP66K, IP67 inserted and tightened (EN 60529) |
| Locking material  | Zinc die casting, matte nickel plated               |
| Material          | PUR                                                 |

**General data**

|                   |                                          |
|-------------------|------------------------------------------|
| Temperature range | -25...+85 °C, depending on cable quality |
|-------------------|------------------------------------------|

**Cables**

|                                 |                                             |
|---------------------------------|---------------------------------------------|
| No./diameter of wires           | 5× 0.75 mm <sup>2</sup>                     |
| Wire isolation                  | PVC (br, wh, bl, bk, gr)                    |
| C-track properties              | 10 Mio.                                     |
| Material (jacket)               | TPE (UL/CSA)                                |
| Outer Ø                         | 7.7 mm ±5%                                  |
| Bend radius (moving)            | 15× outer Ø                                 |
| Temperature range (fixed)       | -40...+105 °C                               |
| Temperature range (mobile)      | -20...+90 °C                                |
| Cable identification            | 162                                         |
| Cable Type                      | TPE                                         |
| Approval (cable)                | UL (AWM-Style 20626/10708), CSA; CE conform |
| Cable weight [g/m]              | 92,49                                       |
| Material (wire)                 | Cu wire, bare                               |
| Resistor (core)                 | max. 22.5 Ω/km (20 °C)                      |
| Single wire Ø (core)            | 0.234 mm                                    |
| Construction (core)             | 19× 0.254 mm (multi-strand wire class 5)    |
| Diameter (core)                 | 5× AWG18/19                                 |
| Material (wire isolation)       | PVC                                         |
| Wire-Ø incl. isolation          | 1.93 mm ±5%                                 |
| Color/numbering of wires        | br, bk, bl, wh, gr                          |
| Stranding combination           | 5 wires twisted around central filler       |
| Shield                          | no                                          |
| Material (jacket)               | TPE                                         |
| Outer-Ø (jacket)                | 7.7 mm ±5%                                  |
| Color (jacket)                  | yellow                                      |
| thermal resistance              | flame retardant                             |
| Nominal voltage                 | 600 V AC                                    |
| Test voltage                    | 4000 V                                      |
| Current load capacity           | to DIN VDE 0298-4                           |
| Temperature range (fixed)       | -40...+105 °C                               |
| Temperature range (mobile)      | -20...+90 °C                                |
| Bend radius (fixed)             | 10× outer Ø                                 |
| Bend radius (moving)            | 15× outer Ø                                 |
| No. of bending cycles (C-track) | max. 10 Mio. (25 °C)                        |
| Torsion stress                  | ±180°/m                                     |
| No. of torsion cycles           | max. 3 Mio. (25 °C)                         |
| Jacket Color                    | yellow                                      |

**Commercial data**

|                       |               |
|-----------------------|---------------|
| country of origin     | DE            |
| customs tariff number | 85444290      |
| EAN                   | 4048879589246 |
| eClass                | 27279218      |
| Packaging unit        | 1             |