

M12 male 0° / M12 female 0° A-cod. F&B Pro

TPE-S 0.5+0.25 shielded bu UL robot+drag ch. 5m

Plug Connectors for Food & Beverage

The resistance to aggressive media should be individually tested for your application. Further details on request.

Further cable lengths on request.

Male straight – female straight

M12 F&B Pro

6-pole

Stainless steel 1.4404 (V4A)

without cable sleeves

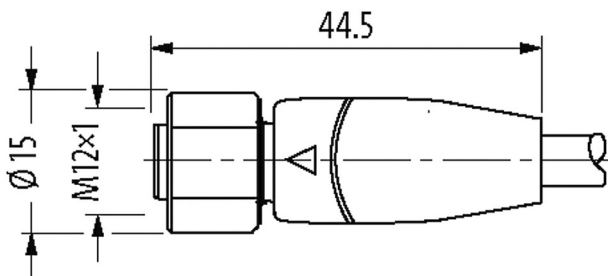
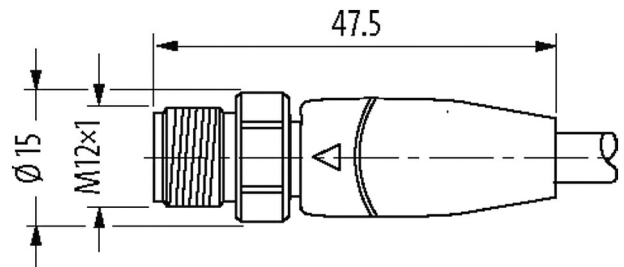
IP69K

Cube67

Plastic housings with good resistance against chemicals and oils.

[Link to Product](#)

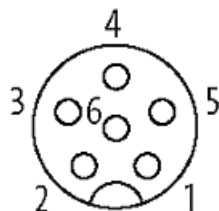
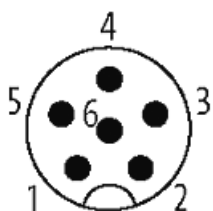
Illustration



1	■	brown	⊃	1
2	■	white	⊃	2
3	■	blue	⊃	3
4	■	pink	⊃	4
5	■	gray	⊃	5
6	■	black	⊃	6
Shield				

Male

Female



Product may differ from Image



Form	
Form	46041
Technical Data	
Operating voltage	max. 30 V AC/DC
Rated surge voltage	0.8 kV
Operating current per contact	max. 4 A
No. of poles	6
Material group	IEC 60664-1, category I
Coding	A-coded
LED display	no
Locking of ports	Screw thread (M12×1 mm) recommended torque 0.6 Nm, self-securing
Compression gland	M12 (SW14)
Protection	IP65, IP68, IP69K inserted and tightened (EN 60529)
Material	PP
Locking material	Stainless steel 1.4404 (V4A)
suitable for corrugated tube (internal Ø)	without
General data	
Standards	DIN EN 61076-2-101 (M12), FDA conform
Mounting method	inserted, tightened
Material (contact)	Copper alloy
Material (contact surface)	Au
Material (gasket)	EPDM
Material (contact carrier)	PP, ice blue
Pollution Degree	3
Temperature range	-40...+105 °C, depending on cable quality
Cables	
Cable identification	523
Approval (cable)	UL (AWM-Style 22126/11558), CE conform
Cable weight [g/m]	82,5
Material (wire)	Cu wire, bare
Resistor (core)	max. 39 Ω/km (0.5 mm ²), max. 78 Ω/km (0.25 mm ²); (20 °C)
Single wire Ø (core)	0.15 mm (0.5 mm ²); 0.1 mm (0.25 mm ²)
Construction (core)	28× 0.15 mm (0.5 mm ²); 32× 0.1 mm (0.25 mm ²); (multi-strand wire class 6)
Diameter (core)	4× 0.5 + 2× 0.25 mm ²
AWG	similar to AWG 20 (0.5 mm ²); similar to AWG 24 (0.25 mm ²)
Material (wire isolation)	PP
Wire-Ø incl. isolation	1.5 mm ±5% (0.5 mm ²); 1.4 mm ±5% (0.25 mm ²)
Color/numbering of wires	(bl, wh, br, bk) + (gr, pk)
Shield	yes
optical shield cover	min. 80%
Material (jacket)	TPE-S
Outer-Ø (jacket)	7.9 mm ±5%
Color (jacket)	pastel blue
Nominal voltage	300 V AC
Test voltage	3000 V
Temperature range (fixed)	-40...+105 °C
Temperature range (mobile)	-25...+105 °C
Bend radius (fixed)	5× outer Ø
Bend radius (moving)	10× outer Ø
No. of bending cycles (C-track)	max. 4 Mio. (25 °C)
Traversing distance (C-track)	max. 10 m
Travel speed (C-track)	max. 3 m/s
Acceleration (C-track)	max. 10 m/s ²

The information in this brochure has been compiled with the utmost care.

Liability for the correctness completeness and topicality of the information is restricted to gross negligence. Version: 03/22

Torsion stress	±180°/m
No. of torsion cycles	max. 2 Mio. (25 °C)
Jacket Color	gray

Commercial data

country of origin	DE
customs tariff number	85444290
EAN	4048879791854
eClass	27061801
Packaging unit	1