

**M8 male 0° / M8 female 0° A-cod.**

PUR 4x0.25 bk UL/CSA+robot+drag ch. 0.3m

Zinc die casting, save-cover coated

Male straight – female straight

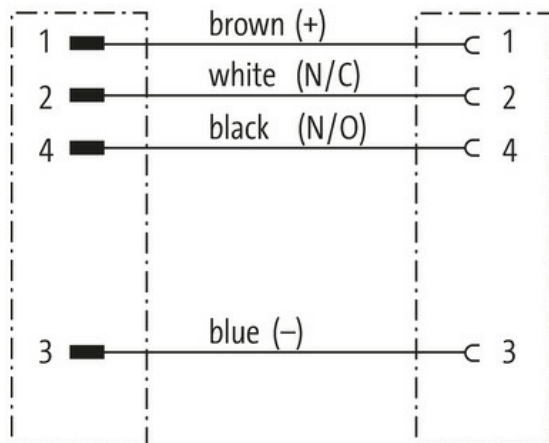
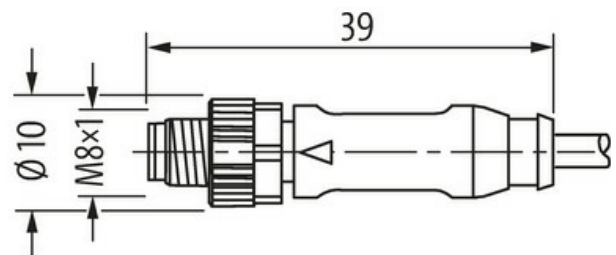
M8 – M8, 4-pole

Art-No. 7005 - M8 Lite - (plastic hexagonal screw) on request

Plastic housings with good resistance against chemicals and oils.

The resistance to aggressive media should be individually tested for your application. Further details on request.

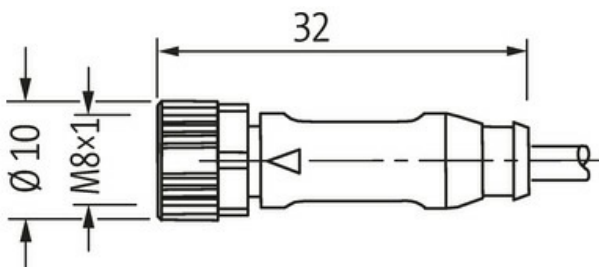
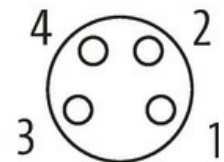
Further cable lengths on request.

**[Link to Product](#)****Illustration**

Male



Female



Product may differ from Image



\* only for products with UL/CSA approved cable

| Form                                      |   |
|---|---|
| Form                                      | 88011   |
| Technical Data                            |   |
| Operating voltage                         | max. 50 V AC/60 V DC  |
| Operating voltage (only UL listed)        | 30 V AC/DC  |
| Rated surge voltage                       | 1.5 kV  |
| Operating current per contact             | max. 4 A  |
| No. of poles                              | 4   |
| Material group                            | IEC 60664-1, category I   |
| LED display                               | no  |
| Locking of ports                          | Screw thread (M8×1 mm) recommended torque 0.4 Nm, self-securing   |
| Compression gland                         | M8 (SW9)  |
| Protection                                | IP65, IP66K, IP67 inserted and tightened (EN 60529)   |
| Material                                  | PUR   |
| Locking material                          | Zinc die casting, matte nickel plated   |
| suitable for corrugated tube (internal Ø) | 6.5 mm  |
| General data                              |   |
| Standards                                 | DIN EN 61076-2-104 (M8)   |
| Mounting method                           | inserted, tightened   |
| Material (contact)                        | Copper alloy  |
| Material (contact surface)                | Au  |
| Material (gasket)                         | FKM   |
| Pollution Degree                          | 3   |
| Temperature range                         | -25...+85 °C, depending on cable quality  |
| Cables                                    |   |
| No./diameter of wires                     | 4× 0.25 mm <sup>2</sup>   |
| Wire isolation                            | PP (br, wh, bl, bk)   |
| C-track properties                        | 10 Mio.   |
| Outer Ø                                   | 4.7 mm ±5%  |
| Cable identification                      | 651   |
| Cable Type                                | 5 (PUR schweißfunkenbeständig)  |
| Approval (cable)                          | cURus (AWM-Style 20549/10493); CE conform   |
| Cable weight [g/m]                        | 31,9 g  |
| Material (wire)                           | Cu wire, bare   |
| Resistor (core)                           | max. 79 Ω/km (20 °C)  |
| Single wire Ø (core)                      | 0.1 mm  |
| Construction (core)                       | 32× 0.1 mm (multi-strand wire class 6)  |
| Diameter (core)                           | 4× 0.25 mm <sup>2</sup>   |
| AWG                                       | similar to AWG 24   |
| Material (wire isolation)                 | PP  |
| Material property (wire isolation)        | CFC-, halogen-, cadmium-, silicone- and lead-free   |
| Shore hardness (wire isolation)           | 74 ±3 D   |
| Wire-Ø incl. isolation                    | 1.25 mm ±5%   |
| Color/numbering of wires                  | br, bk, bl, wh  |
| Stranding combination                     | 4 wires twisted   |
| Shield                                    | no  |
| Material (jacket)                         | PUR   |
| Material property (jacket)                | CFC-, halogen-, cadmium-, silicone- and lead-free, matt, low-adhesion, machine easy to process, abrasion-resistant, hydrolysis-, microbial- and welding spark resistant |

The information in this brochure has been compiled with the utmost care.

Liability for the correctness completeness and topicality of the information is restricted to gross negligence. Version: 03/22

|                                 |  |
|---------------------------------|--|
| Shore hardness (jacket)         | 58 ±3 D  |
| Outer-Ø (jacket)                | 4.7 mm ±5%   |
| Color (jacket)                  | black  |
| Jacket Color                    | black  |
| chemical resistance             | good resistance to oil, gasoline and chemicals (EN 60811-404)                |
| thermal resistance              | flame retardant UL, FT2, IEC 60332-1, IEC 60332-2-2, welding spark resistant |
| Nominal voltage                 | 300 V AC   |
| Test voltage                    | 2500 V AC  |
| Current load capacity           | to DIN VDE 0298-4  |
| Temperature range (fixed)       | -40...+80 °C   |
| Temperature range (fixed)       | -40...+80 °C, (+90 °C at max. 10 000 operating hours)                        |
| Temperature range (mobile)      | -25...+80 °C   |
| Temperature range (mobile)      | -25...+80 °C, (+90 °C at max. 10 000 operating hours)                        |
| Bend radius (fixed)             | 5× outer Ø   |
| Bend radius (moving)            | 10× outer Ø  |
| Bend radius (moving)            | 10× outer Ø  |
| No. of bending cycles (C-track) | max. 10 Mio. (25 °C)   |
| Travel speed (C-track)          | max. 3.3 m/s   |
| Acceleration (C-track)          | max. 5 m/s <sup>2</sup>  |
| Torsion stress                  | ±360°/m  |
| No. of torsion cycles           | max. 1 Mio. (25 °C)  |
| Torsion speed                   | 35 cycles/min  |
| Material (jacket)               | PUR (UL/CSA), welding spark  |

#### Commercial data

|                       |               |
|-----------------------|---------------|
| country of origin     | DE            |
| customs tariff number | 85444290      |
| EAN                   | 4048879129572 |
| eClass                | 27279218      |
| Packaging unit        | 1.000         |