

Y-Distributor M12 male / M12 female 0° A-cod.

PVC 3x0.34 gy UL/CSA 15m

Y-connector M12 – M12, 4/3-pole

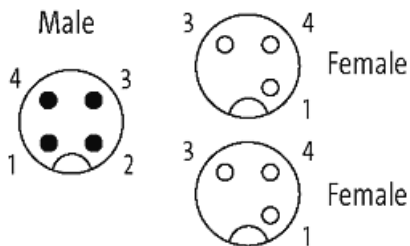
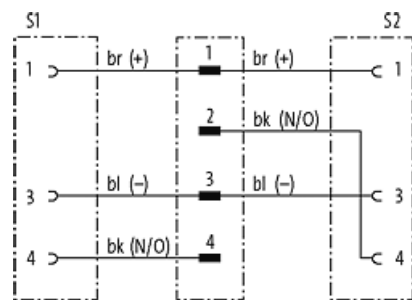
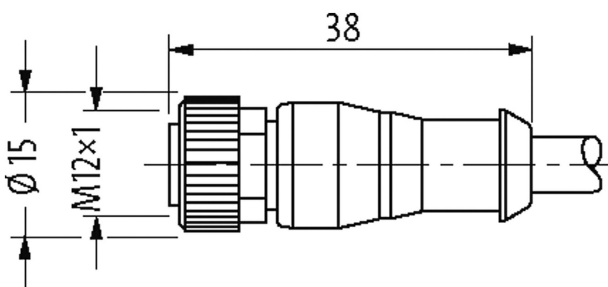

Male straight – females straight

Art-No. 7005 - M12 Lite - (plastic hexagonal screw) on request

Plastic housings with good resistance against chemicals and oils.

The resistance to aggressive media should be individually tested for your application. Further details on request.

Further cable lengths on request.

Link to Product**Illustration**

Product may differ from Image



* only for products with UL/CSA approved cable

Form

Form 40701

Technical Data

| | |
|------------------------------------|------------------|
| Operating voltage | max. 250 V AC/DC |
| Operating voltage (only UL listed) | 30 V AC/DC |
| Rated surge voltage | 2.5 kV |
| Operating current per contact | max. 4 A |

The information in this brochure has been compiled with the utmost care.

Liability for the correctness completeness and topicality of the information is restricted to gross negligence. Version: 03/22

Murrelektronik Ltd. | 5 Albion Street, Pendlebury Industrial Estate, Swinton | Manchester M27 4FG | Fon +44 161 728 3133 | Fax +44 161 728 3130 | shop@murrelektronik.co.uk | shop.murrelektronik.co.uk

| | |
|---|--|
| No. of poles | 4-/3-pole |
| Material group | IEC 60664-1, category I |
| Coding | A-coded |
| LED display | no |
| Locking of ports | Screw thread (M12×1 mm) recommended torque 0.6 Nm, self-securing |
| Compression gland | M12 (SW13) |
| Protection | IP65, IP66K, IP67 inserted and tightened (EN 60529) |
| Locking material | Zinc die casting, matte nickel plated |
| Material | PUR |
| suitable for corrugated tube (internal Ø) | 10 mm |

General data

| | |
|----------------------------|--|
| Standards | DIN EN 61076-2-101 (M12) |
| Mounting method | inserted, tightened |
| Pollution Degree | 3 |
| Material (contact) | Copper alloy |
| Material (contact surface) | Au |
| Material (gasket) | FKM |
| Temperature range | -25...+85 °C, depending on cable quality |

Cables

| | |
|------------------------------------|--|
| No./diameter of wires | 3× 0.34 mm ² |
| Wire isolation | PVC (br, bl, bk) |
| Material (jacket) | PVC (UL/CSA) |
| Outer Ø | 4.6 mm ±5% |
| Bend radius (moving) | 10× outer Ø |
| Temperature range (fixed) | -30...+80 °C |
| Temperature range (mobile) | -5...+80 °C |
| Cable identification | 213 |
| Cable Type | 1 (PVC) |
| Approval (cable) | UL (AWM-Style 2464/1731), CSA |
| Cable weight [g/m] | 34,10 |
| Material (wire) | Cu wire, bare |
| Resistor (core) | max. 60 Ω/km (20 °C) |
| Single wire Ø (core) | 0.15 mm |
| Construction (core) | 19× 0.15 mm (multi-strand wire class 5) |
| Diameter (core) | 3× 0.34 mm ² |
| AWG | similar to AWG 22 |
| Material (wire isolation) | PVC |
| Material property (wire isolation) | CFC-, cadmium-, silicone- and lead-free |
| Shore hardness (wire isolation) | 45 ±5 D |
| Wire-Ø incl. isolation | 1.25 mm ±5% |
| Color/numbering of wires | br, bk, bl |
| Stranding combination | 3 wires twisted |
| Shield | no |
| Material (jacket) | PVC |
| Material property (jacket) | CFC-, cadmium-, silicone- and lead-free |
| Shore hardness (jacket) | 85 ±5 A |
| Outer-Ø (jacket) | 4.6 mm ±5% |
| Color (jacket) | gray |
| chemical resistance | good resistance to oil, gasoline and chemicals |
| thermal resistance | flame retardant UL 1581 VW1 / CSA FT1 |
| Nominal voltage | UL 300 V AC |
| Test voltage | 2000 V AC |
| Current load capacity | to DIN VDE 0298-4 |

| | |
|----------------------------|--------------|
| Temperature range (fixed) | -30...+80 °C |
| Temperature range (mobile) | -5...+80 °C |
| Bend radius (fixed) | 5× outer Ø |
| Bend radius (moving) | 10× outer Ø |
| Jacket Color | gray |

Commercial data

| | |
|-----------------------|---------------|
| country of origin | DE |
| customs tariff number | 85444290 |
| EAN | 4048879522557 |
| eClass | 27279218 |
| Packaging unit | 1 |