

M12 male 0° / M12 female 0° A-cod. LED

PUR 4x0.34+1x0.5 or UL/CSA+robot+drag ch. 10m

Male straight – female straight

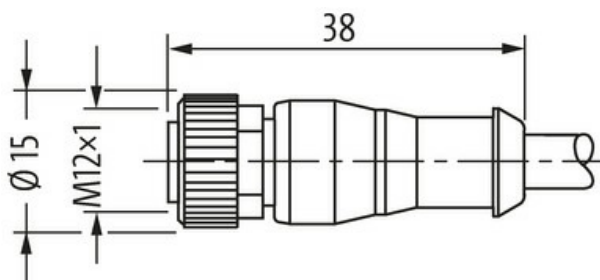
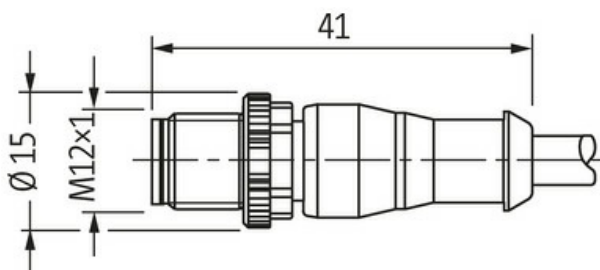
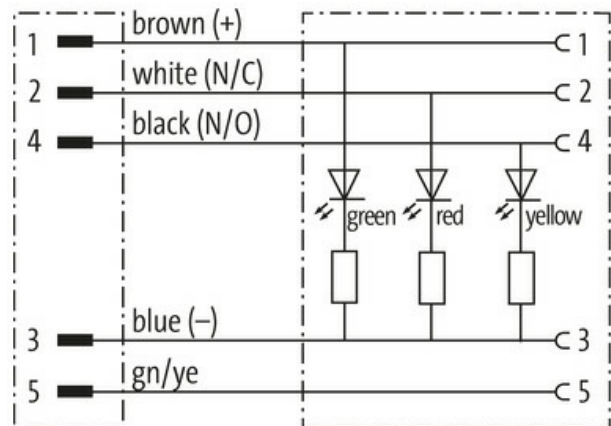
M12 – M12, 5-pole

3× LED (PNP), (NPN) on request

Plastic housings with good resistance against chemicals and oils.

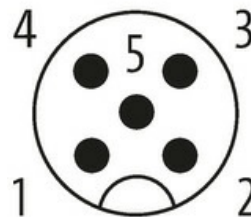
The resistance to aggressive media should be individually tested for your application. Further details on request.

Further cable lengths on request.

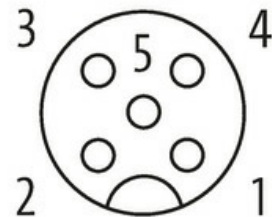
[Link to Product](#)**Illustration**

Product may differ from Image

Male



Female





* only for products with UL/CSA approved cable

Form	
Form	40043
Technical Data	
Operating voltage	24 V DC $\pm 25\%$
Operating voltage (only UL listed)	30 V DC
Rated surge voltage	0.8 kV
Operating current per contact	max. 4 A
Material group	IEC 60664-1, category I
Coding	A-coded
LED display	green, yellow, red
Locking of ports	Screw thread (M12×1 mm) recommended torque 0.6 Nm, self-securing
Compression gland	M12 (SW13)
Protection	IP65 and IP67 when plugged and screwed down (EN 60529)
Material	PUR
Locking material	Zinc die casting, matte nickel plated
suitable for corrugated tube (internal Ø)	10 mm
General data	
Pollution Degree	3
Temperature range	-25...+85 °C, depending on cable quality
Cables	
No./diameter of wires	4× 0.34 + 1× 0.5 mm ²
Wire isolation	PP (br, wh, bl, bk, gnye)
C-track properties	10 Mio.
Outer Ø	5.2 mm $\pm 5\%$
Cable identification	852
Cable Type	5 (PUR schweißfunkenbeständig)
Approval (cable)	cURus (AWM-Style 20549/10493); CE conform
Cable weight [g/m]	46,2 g
Material (wire)	Cu wire, bare
Resistor (core)	max. 60 Ω /km (20 °C, 0.34 mm); max. 39 Ω /km (20 °C, 0.5 mm)
Single wire Ø (core)	0.1 mm (0.34 mm); 0.19 mm (0.5 mm)
Construction (core)	42× 0.1 mm (0.34 mm ²); 28× 0.15 mm (0.5 mm ²); (multi-strand wire class 6)
Diameter (core)	4× 0.34 + 1× 0.5 mm ²
AWG	similar to AWG 22 (0.34 mm ²); similar to AWG 20 (0.5 mm ²)
Material (wire isolation)	PP
Material property (wire isolation)	CFC-, halogen-, cadmium-, silicone- and lead-free
Shore hardness (wire isolation)	74 ± 3 D
Wire-Ø incl. isolation	1.25 mm $\pm 5\%$ (0.34 mm ²); 1.4 mm $\pm 5\%$ (0.5 mm ²)
Color/numbering of wires	br, bk, bl, wh, gnye longitudinally striped
Stranding combination	5 wires twisted around central filler
Shield	no
Material (jacket)	PUR
Material property (jacket)	CFC-, halogen-, cadmium-, silicone- and lead-free, matt, low-adhesion, machine easy to process, abrasion-resistant, hydrolysis-, microbial- and welding spark resistant
Shore hardness (jacket)	58 ± 3 D
Outer-Ø (jacket)	5.2 mm $\pm 5\%$
Color (jacket)	orange
Cable labeling	see frame delivery specifications 7000-00000-001

Jacket Color	orange
chemical resistance	good resistance to oil, gasoline and chemicals (EN 60811-404)
thermal resistance	flame retardant UL, FT2, IEC 60332-1, IEC 60332-2-2, welding spark resistant
Nominal voltage	300 V AC
Test voltage	2500 V AC
Current load capacity	to DIN VDE 0298-4
Temperature range (fixed)	-40...+80 °C
Temperature range (fixed)	-40...+80 °C, (+90 °C at max. 10 000 operating hours)
Temperature range (mobile)	-25...+80 °C
Temperature range (mobile)	-25...+80 °C, (+90 °C at max. 10 000 operating hours)
Bend radius (fixed)	5× outer Ø
Bend radius (moving)	10× outer Ø
Bend radius (moving)	10× outer Ø
No. of bending cycles (C-track)	max. 10 Mio. (25 °C)
Travel speed (C-track)	max. 3.3 m/s
Acceleration (C-track)	max. 5 m/s ²
Torsion stress	±360°/m
No. of torsion cycles	max. 1 Mio. (25 °C)
Torsion speed	35 cycles/min
Material (jacket)	PUR (UL/CSA), welding spark

Commercial data

country of origin	CZ
customs tariff number	85444290
EAN	4048879620376
eClass	27279218
Packaging unit	1.000