

M8 male 0° / M12 female 90° A-cod.

PUR 3x0.25 gy UL/CSA 3.3m

Male straight – female 90°

M8 – M12, 3-pole

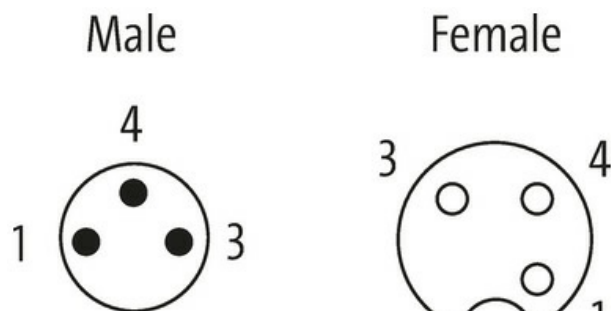
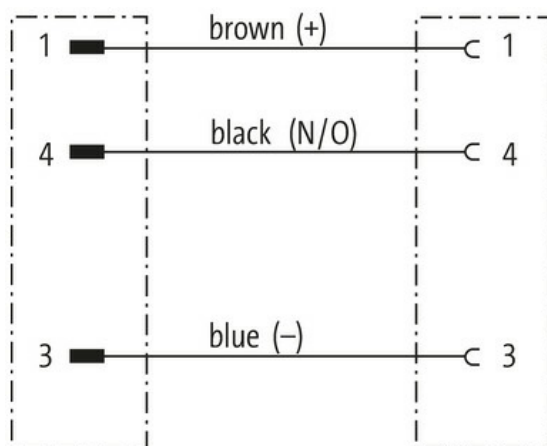
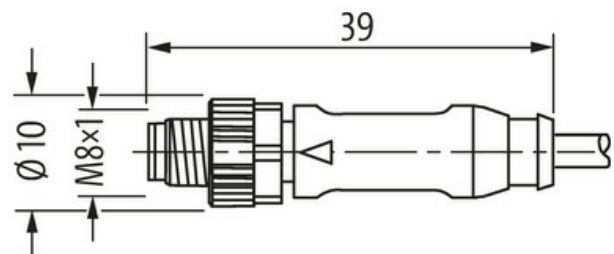
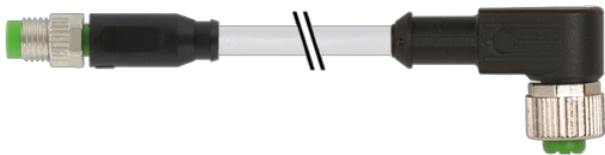
M12, A-coded

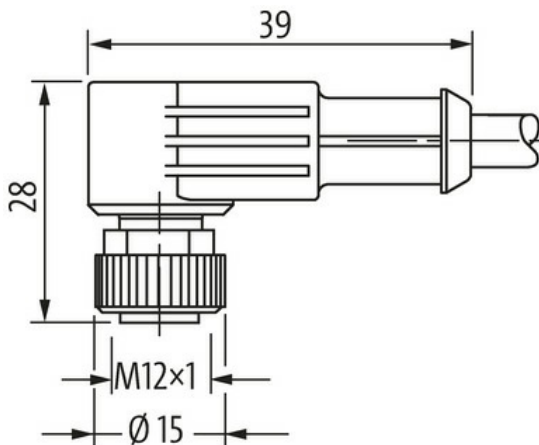
Art-No. 7005 - M12/M8 Lite - (plastic hexagonal screw) on request

Further cable lengths on request.


Plastic housings with good resistance against chemicals and oils.

The resistance to aggressive media should be individually tested for your application. Further details on request.

[Link to Product](#)**Illustration**



Product may differ from Image



* only for products with UL/CSA approved cable

Form

Form 88261

Technical Data

| | |
|-------------------------------------------|-------------------------------------------------------------------------|
| Operating voltage | max. 50 V AC/60 V DC |
| Operating voltage (only UL listed) | 30 V AC/DC |
| Rated surge voltage | 1.5 kV |
| Operating current per contact | max. 4 A |
| No. of poles | 3 |
| Material group | IEC 60664-1, category I |
| Coding | M12, A-coded |
| LED display | no |
| Locking of ports | Screw thread (M8/M12x1 mm) recommended torque 0.4/0.6 Nm, self-securing |
| Compression gland | M8 (SW9), M12 (SW13) |
| Protection | IP65, IP66K, IP67 inserted and tightened (EN 60529) |
| Material | PUR |
| Locking material | Zinc die casting, matte nickel plated |
| suitable for corrugated tube (internal Ø) | M12 (10 mm); M8 (6.5 mm) |

General data

| | |
|----------------------------|---------------------------------------------------|
| Standards | DIN EN 61076-2-101 (M12), DIN EN 61076-2-104 (M8) |
| Mounting method | inserted, tightened |
| Material (contact) | Copper alloy |
| Material (contact surface) | Au |
| Material (gasket) | FKM |
| Pollution Degree | 3 |
| Temperature range | -25...+85 °C, depending on cable quality |

Cables

| | |
|----------------------|--------------------------------------------|
| Cable identification | 220 |
| Cable Type | 2 (PUR/PVC) |
| Approval (cable) | UL (AWM-Style 20549/1731), CSA; CE conform |
| Cable weight [g/m] | 26,62 g |
| Material (wire) | Cu wire, bare |
| Resistor (core) | max. 79 Ω/km (20 °C) |

| | |
|------------------------------------|--------------------------------------------------------------------------------------------------------------------------------------------------------|
| Single wire Ø (core) | 0.1 mm |
| Construction (core) | 32× 0.1 mm (multi-strand wire class 6) |
| Diameter (core) | 3× 0.25 mm ² |
| AWG | similar to AWG 24 |
| Material (wire isolation) | PVC |
| Material property (wire isolation) | CFC-, cadmium-, silicone- and lead-free |
| Shore hardness (wire isolation) | 43 ±5 D |
| Wire-Ø incl. isolation | 1.25 mm ±5% |
| Color/numbering of wires | br, bk, bl |
| Stranding combination | 3 wires twisted |
| Shield | no |
| Material (jacket) | PUR |
| Material property (jacket) | CFC-, halogen-, cadmium-, silicone- and lead-free, matt, low-adhesion, machine easy to process, abrasion-resistant, hydrolysis and microbial resistant |
| Shore hardness (jacket) | 85 ±5 A |
| Outer-Ø (jacket) | 4.3 mm ±5% |
| Color (jacket) | gray |
| chemical resistance | good resistance to oil, gasoline and chemicals |
| Nominal voltage | UL 300 V AC |
| Test voltage | 2000 V AC |
| Current load capacity | to DIN VDE 0298-4 |
| Temperature range (fixed) | -30...+80 °C |
| Temperature range (mobile) | -5...+80 °C |
| Bend radius (fixed) | 10× outer Ø |
| Bend radius (moving) | 15× outer Ø |
| No. of bending cycles (C-track) | max. 2 Mio. (25 °C) |
| Travel speed (C-track) | max. 3.3 m/s |
| Acceleration (C-track) | max. 5 m/s ² |
| Commercial data | |
| country of origin | DE |
| customs tariff number | 85444290 |
| EAN | 4048879593250 |
| eClass | 27279218 |
| Packaging unit | 1.000 |