

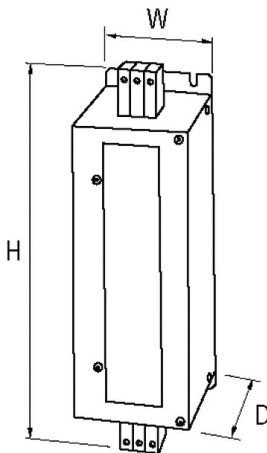
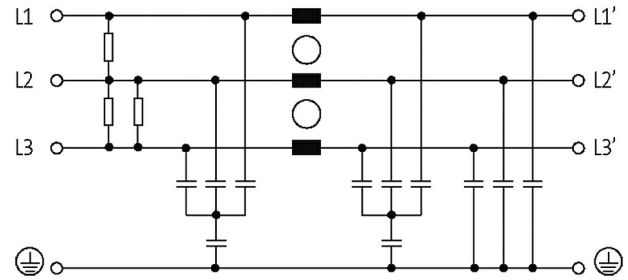

MEF EMC-FILTER 3-PHASE 1-STAGE

I:25A U:3x600 VAC book-style

Current: 25 A

1-stage

Attenuation curves on request.

[Link to Product](#)**Illustration**

Product may differ from Image

**Technical Data**

Operating voltage	max. 3× 600 V AC
Connection cross section	0.2...10 mm ² single core (AWG 24...7); 0.2...6 mm ² multiple core (AWG 24...9)
Operating frequency	50...60 Hz
Overload current	18× (IN t) max. 0.5 ms; 1.5× (IN t) max. 1 min. (1× per hour)
Consumption	max. 10 mA (250 V AC)

General data

Mounting method	screw fixing
-----------------	--------------

The information in this brochure has been compiled with the utmost care.
 Liability for the correctness completeness and topicality of the information is restricted to gross negligence. Version: 03/22

Test isolation voltage	3.3 kV (L-N), 2 s; 3.1 kV (L-L), 2 s
Climatic category	25/085/21 (EN 60068-1)
Connection	Screw connection, touch protected
Dimensions H×W×D	250×90×100 mm

Description

Functional description	The 3-phase and 1-/2-stage EMC filters MEF 3/1-3/2 are used in the range 0.1...30 MHz and dampen interferences found in cables from the mains, supply units and control systems. They are suitable for TN-C-mains. The best results are obtained with short con
------------------------	---

Commercial data

country of origin	IT
customs tariff number	85363030
EAN	4048879029230
eClass	27130806
Packaging unit	1.000