

Mini (7/8) 5 pole, Male (Ext.) 90°/Female 90°

TPE 5x16AWG ye UL/CSA, TC-ER

Male 90° – female 90°

7/8" – 7/8", 5-pole

Power cable

USA

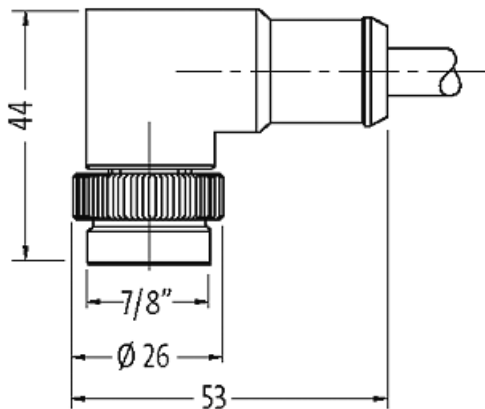
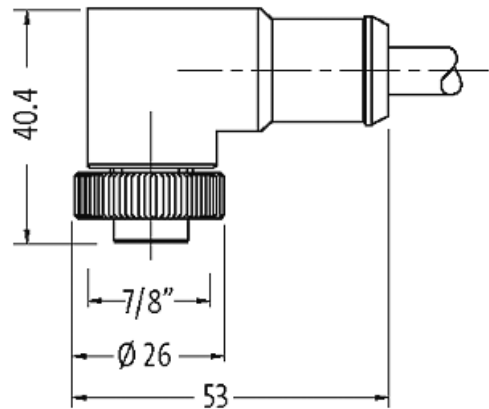
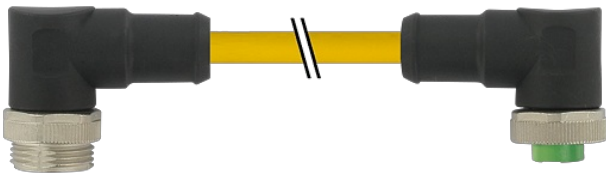
Further cable lengths on request.

Plastic housings with good resistance against chemicals and oils.

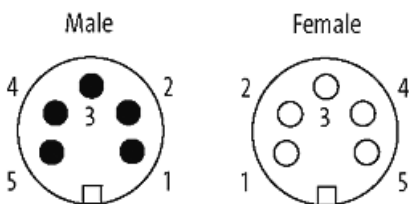
The resistance to aggressive media should be individually tested for your application. Further details on request.

Link to Product

Illustration



1	white	C 1
2	red	C 2
3	green	C 3
4	orange	C 4
5	black	C 5



Product may differ from Image



* only for products with UL/CSA approved cable

Form	
Form	A5A31
Technical Data	
Operating voltage	max. 600 V AC/DC
Operating current per contact	max. 9 A
Locking of ports	Screw thread 7/8" (recommended torque 1.5 Nm) self-securing
Compression gland	7/8" (SW24)
Protection	IP68 inserted and tightened (EN 60529)
Locking material	Zinc die casting, matte nickel plated
Material	PUR
General data	
Temperature range	-25...+80 °C, depending on cable quality
Cables	
Cable number	U1D
No./diameter of wires	5x 1.5 mm ²
Wire isolation	PVC (bk, or, gn, rd, wh)
Jacket Color	yellow
Material (jacket)	TPE (UL/CSA)
Outer Ø	9.8 mm ±5%
Bend radius (moving)	10x outer Ø
Temperature range (fixed)	-50...+105 °C
Temperature range (mobile)	-20...+90 °C
Cable identification	U1D
Approval (cable)	UL (AWM-Style 21002/1841), CSA
Cable weight [g/m]	144,10
Material (wire)	Cu wire, bare
Resistor (core)	max. 13.2 Ω/km (20 °C)
Single wire Ø (core)	0.16 mm
Construction (core)	65x 0.16 mm (multi-strand wire class 6)
AWG	similar to AWG 16
Material (wire isolation)	PVC
Wire-Ø incl. isolation	2.6 mm ±5%
Color/numbering of wires	bk, or, gn, rd, wh
Stranding combination	5 wires twisted around central filler
Shield	no
Material (jacket)	TPE
Outer-Ø (jacket)	9.8 mm ±5%
Color (jacket)	yellow
chemical resistance	good resistance to oil, gasoline and chemicals
thermal resistance	flame retardant UL, FT4
Nominal voltage	600 V
Test voltage	6 kV spark test
Current load capacity	NEC (National Electric Code)
Temperature range (fixed)	-50...+105 °C
Temperature range (mobile)	-20...+90 °C
Bend radius (fixed)	8x outer Ø
Bend radius (moving)	10x outer Ø
Torsion stress	±90°/m

The information in this brochure has been compiled with the utmost care.

Liability for the correctness completeness and topicality of the information is restricted to gross negligence. Version: 03/22

Murrelektronik Ltd. | 5 Albion Street, Pendlebury Industrial Estate, Swinton | Manchester M27 4FG | Fon +44 161 728 3133 | Fax +44 161 728 3130 | shop@murrelektronik.co.uk | shop.murrelektronik.co.uk

No. of torsion cycles 2 Mio.

Commercial data

country of origin	DE
customs tariff number	85444290
EAN	4048879643931
eClass	27279218
Packaging unit	1