

M12 male 90° / M12 female 90° B-cod. shielded

PUR 1x2xAWG24 shielded vt UL/CSA+drag ch. 0.5m

Male 90° – female 90°

M12, 4-pole – M12, 2-pole

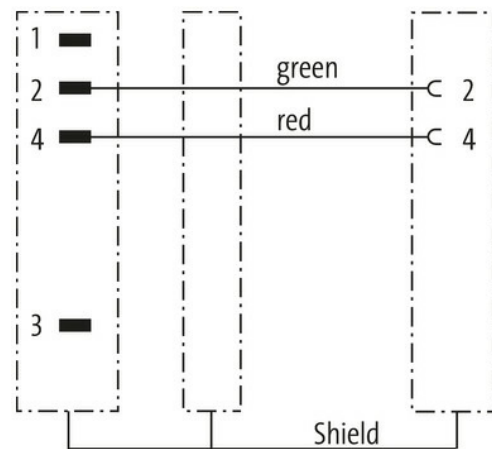
B-coded

shielded

Plastic housings with good resistance against chemicals and oils.

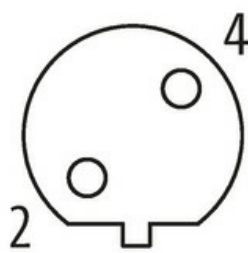
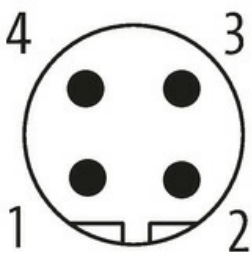
The resistance to aggressive media should be individually tested for your application. Further details on request.

Further cable lengths on request.

[Link to Product](#)**Illustration**

Male

Female





Product may differ from Image



* only for products with UL/CSA approved cable

Form

Form 44021

Technical Data

| | |
|---|--|
| Operating voltage | max. 60 V AC/DC |
| Operating voltage (only UL listed) | 30 V AC/DC |
| Rated surge voltage | 1.5 kV |
| Operating current per contact | max. 4 A |
| No. of poles | M12, 4-pole – M12, 2-pole |
| Material group | IEC 60664-1, category I |
| Coding | B-coded |
| LED display | no |
| Locking of ports | Screw thread (M12x1 mm) recommended torque 0.6 Nm, self-securing |
| Compression gland | M12 (SW13) |
| Protection | IP65, IP66K, IP67 inserted and tightened (EN 60529) |
| Material | PUR |
| Locking material | Zinc die casting, matte nickel plated |
| suitable for corrugated tube (internal Ø) | without |

General data

| | |
|----------------------------|--|
| Standards | DIN EN 61076-2-101 (M12) |
| Mounting method | inserted, tightened |
| Material (contact) | Copper alloy |
| Material (contact surface) | Au |
| Material (gasket) | FKM |
| Pollution Degree | 3 |
| Temperature range | -25...+85 °C, depending on cable quality |

Cables

| | |
|----------------------|---|
| Cable identification | 840 |
| Approval (cable) | cURus (AWM-Style 20549/10578), CE-conform |
| Cable weight [g/m] | 82,5 g |
| Material (wire) | Cu wire, bare |
| Resistor (core) | max. 78 Ω/km (20 °C) |
| Single wire Ø (core) | 0.127 mm |
| Construction (core) | 19x 0.127 mm |

The information in this brochure has been compiled with the utmost care.

Liability for the correctness completeness and topicality of the information is restricted to gross negligence. Version: 03/22

| | |
|---------------------------------|---|
| AWG | similar to AWG 24 |
| Wire-Ø incl. isolation | 2.55 mm ±5% |
| Color/numbering of wires | rd. gn |
| Stranding combination | 2 wires twisted |
| Shield | yes |
| optical shield cover | min. 70% |
| Material (jacket) | PUR |
| Outer-Ø (jacket) | 7.8 mm ±5% |
| Color (jacket) | violet |
| chemical resistance | Oil resistance according to IEC 60811-2-1, ASTM IRM 901, ICEA S-82-552 Std. |
| Nominal voltage | 250 V |
| Temperature range (fixed) | -40...+80 °C |
| Temperature range (mobile) | -20...+60 °C |
| Bend radius (fixed) | 10× outer Ø |
| Bend radius (moving) | 12× outer Ø |
| No. of bending cycles (C-track) | max. 5 Mio. (25 °C) |
| Travel speed (C-track) | max. 3 m/s |
| Acceleration (C-track) | max. 5 m/s ² |

Commercial data

| | |
|-----------------------|---------------|
| country of origin | DE |
| customs tariff number | 85444290 |
| EAN | 4048879466677 |
| eClass | 27061801 |
| Packaging unit | 1.000 |