

# BMH1002T07A2A

servo motor BMH - 6 Nm - 6000 rpm -  
untapped shaft - without brake - IP54



## Main

Product or component type	Servo motor
Device short name	BMH
Maximum mechanical speed	6000 rpm
Continuous stall torque	6 N.m for LXM32.D30M2 10 A at 115 V single phase 6 N.m for LXM32.D30M2 10 A at 230 V single phase
Peak stall torque	10.3 N.m for LXM32.D30M2 10 A at 115 V single phase 18.4 N.m for LXM32.D30M2 10 A at 230 V single phase
Nominal output power	750 W for LXM32.D30M2 10 A at 115 V single phase 1450 W for LXM32.D30M2 10 A at 230 V single phase
Nominal torque	3.5 N.m for LXM32.D30M2 10 A at 115 V single phase 4.6 N.m for LXM32.D30M2 10 A at 230 V single phase
Nominal speed	2000 rpm for LXM32.D30M2 10 A at 115 V single phase 3000 rpm for LXM32.D30M2 10 A at 230 V single phase
Product compatibility	LXM32.D30M2 at 115 V single phase LXM32.D30M2 at 230 V single phase
Shaft end	Untapped
IP degree of protection	IP54 (standard)
Speed feedback resolution	32768 points/turn x 4096 turns
Holding brake	Without
Mounting support	International standard flange
Electrical connection	Rotatable right-angled connectors

## Complementary

Range compatibility	Lexium 32
[Us] rated supply voltage	240 V
Network number of phases	Three phase
Continuous stall current	8.65 A
Continuous power	2.39 W
Maximum current Irms	15 A for LXM32.D30M2 at 115 V 30 A for LXM32.D30M2 at 230 V
Maximum permanent current	30.24 A
Second shaft	Without second shaft end
Shaft diameter	19 mm
Shaft length	40 mm
Feedback type	Multiturn SinCos Hiperface
Motor flange size	100 mm
Number of motor stacks	2
Torque constant	0.72 N.m/A at 120 °C
Back emf constant	46.2 V/krpm at 120 °C

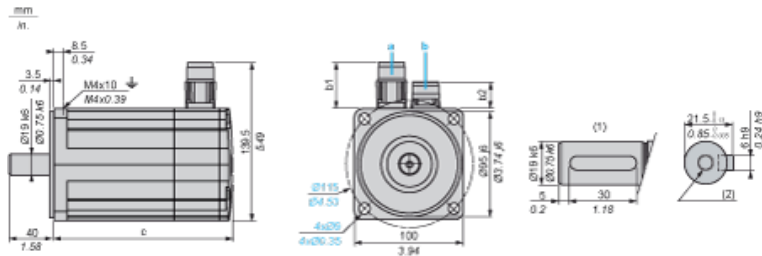
Number of motor poles	10
Rotor inertia	6.28 kg.cm <sup>2</sup>
Stator resistance	0.54 Ohm at 20 °C
Stator inductance	2.7 mH at 20 °C
Stator electrical time constant	5 ms at 20 °C
Maximum radial force Fr	990 N at 1000 rpm 790 N at 2000 rpm 690 N at 3000 rpm 620 N at 4000 rpm 580 N at 5000 rpm
Maximum axial force Fa	0.2 x Fr
Type of cooling	Natural convection
Length	160.6 mm
Centring collar diameter	95 mm
Centring collar depth	3.5 mm
Number of mounting holes	4
Mounting holes diameter	9 mm
Circle diameter of the mounting holes	115 mm
Product weight	4.92 kg

### Offer Sustainability

Sustainable offer status	Green Premium product
RoHS (date code: YYWW)	Compliant - since 0936 - <a href="#">Schneider Electric declaration of conformity</a>
REACH	Reference not containing SVHC above the threshold
Product environmental profile	Available <a href="#">Download Product Environmental</a>
Product end of life instructions	Need no specific recycling operations

Servo Motors Dimensions

Example with Straight Connectors



- a: Power supply for servo motor brake
- b: Power supply for servo motor encoder
- (1) Shaft end, keyed slot (optional)
- (2) For screw M6 x 21 mm/M6 x 0.83 in.

Dimensions in mm

Straight connectors		Rotatable angled connectors		c (without brake)	c (with brake)
b1	b2	b1	b2		
39.5	25.5	39.5	39.5	160	202

Dimensions in in.

Straight connectors		Rotatable angled connectors		c (without brake)	c (with brake)
b1	b2	b1	b2		
1.55	1.00	1.55	1.55	6.29	7.95

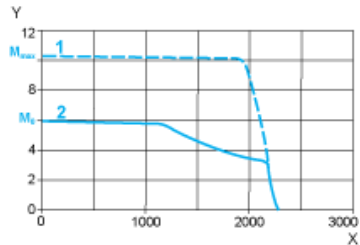
---

115 V Single-Phase Supply Voltage

---

Torque/Speed Curves

Servo motor with LXM32•D30M2 servo drive



- X Speed in rpm
- Y Torque in Nm
- 1 Peak torque
- 2 Continuous torque

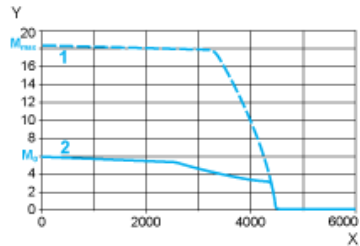
---

230 V Single-Phase Supply Voltage

---

Torque/Speed Curves

Servo motor with LXM32•D30M2 servo drive



- X Speed in rpm
- Y Torque in Nm
- 1 Peak torque
- 2 Continuous torque