

M12 male 90° / M12 female 0° B-cod. shielded

PUR 1x2xAWG24 shielded vt UL/CSA+drag ch. 15m

PROFIBUS

Male 90° – female straight

M12 – M12, 2-pole

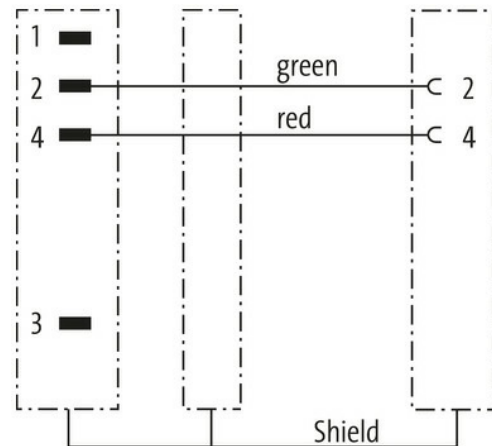
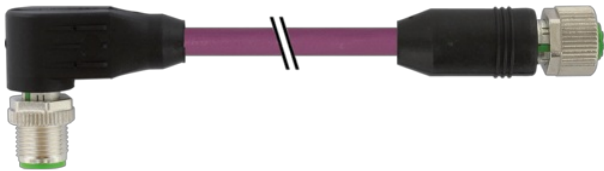
B-coded

shielded

Plastic housings with good resistance against chemicals and oils.

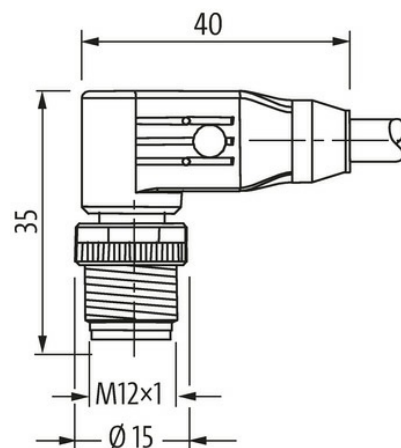
The resistance to aggressive media should be individually tested for your application. Further details on request.

Further cable lengths on request.

[Link to Product](#)**Illustration**

Male

Female





Product may differ from Image



* only for products with UL/CSA approved cable

Form

Form 44041

Technical Data

| | |
|------------------------------------|--|
| Operating voltage | max. 60 V AC/DC |
| Operating voltage (only UL listed) | max. 30 V AC/DC |
| Rated surge voltage | 1.5 kV |
| Operating current per contact | max. 4 A |
| Locking of ports | Screw thread (M12×1 mm) recommended torque 0.6 Nm, self-securing |
| Protection | IP66K, IP67 inserted and tightened (EN 60529) |
| Locking material | Zinc die casting, matte nickel plated |

Cables

| | |
|------------------------------------|--|
| Cable identification | 841 |
| Approval (cable) | cURus (AWM-Style 20549/10578), CE-conform |
| Cable weight [g/m] | 70,4 g |
| Material (wire) | Cu wire, bare |
| Resistor (core) | max. 72 Ω/km (20 °C) |
| Single wire Ø (core) | 0.13 mm |
| Construction (core) | 19× 0.13 mm |
| AWG | similar to AWG 24 |
| Material (wire isolation) | ZE-PE |
| Material property (wire isolation) | CFC-, cadmium-, silicone- and lead-free |
| Shore hardness (wire isolation) | 60 ±3 D |
| Wire-Ø incl. isolation | 2.55 mm ±5% |
| Color/numbering of wires | rd, gn |
| Shield | yes |
| optical shield cover | min. 85% |
| Material (jacket) | PUR |
| Material property (jacket) | CFC-, cadmium-, silicone- and lead-free, matt, low-adhesion, machine easy to process, abrasion-resistant |
| Shore hardness (jacket) | 87 ±3 A |
| Outer-Ø (jacket) | 7.7 mm ±5% |
| Color (jacket) | violet |
| chemical resistance | Oil resistance according to IEC 60811-2-1, ASTM IRM 901, ICEA S-82-552 Std. |
| thermal resistance | flame-retardant according to UL 1581 section 1090, section 1100 (FT2), IEC 60332-1-2 Std. |
| Nominal voltage | 300 V |
| Test voltage | 2000 V AC (test duration 1 min) |
| Temperature range (fixed) | -40...+80 °C |
| Temperature range (mobile) | -20...+60 °C |

The information in this brochure has been compiled with the utmost care.

Liability for the correctness completeness and topicality of the information is restricted to gross negligence. Version: 03/22

Murrelektronik Ltd. | 5 Albion Street, Pendlebury Industrial Estate, Swinton | Manchester M27 4FG | Fon +44 161 728 3133 | Fax +44 161 728 3130 | shop@murrelektronik.co.uk | shop.murrelektronik.co.uk

| | |
|---------------------------------|-------------------------|
| Bend radius (fixed) | 7.5× outer Ø |
| Bend radius (moving) | 12× outer Ø |
| No. of bending cycles (C-track) | max. 5 Mio. (25 °C) |
| Travel speed (C-track) | max. 3 m/s |
| Acceleration (C-track) | max. 5 m/s ² |

Commercial data

| | |
|-----------------------|---------------|
| country of origin | DE |
| customs tariff number | 85444290 |
| EAN | 4048879613620 |
| eClass | 27061801 |
| Packaging unit | 1.000 |