

M12 female 0° B-cod. with cable shielded

PUR AWG24+22 shielded vt UL/CSA+drag ch. 15m

Female straight

M12, 4-pole

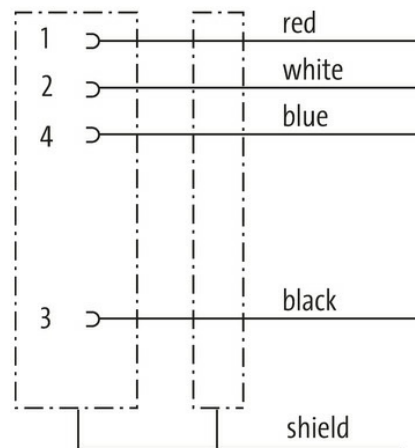

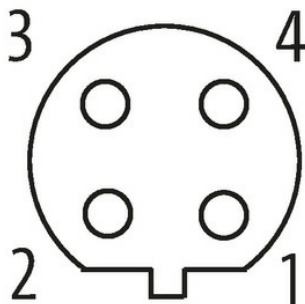
B-coded

shielded

Plastic housings with good resistance against chemicals and oils.

The resistance to aggressive media should be individually tested for your application. Further details on request.

Further cable lengths on request.

[Link to Product](#)**Illustration****Female**

Product may differ from Image



* only for products with UL/CSA approved cable

Form

The information in this brochure has been compiled with the utmost care.

Liability for the correctness completeness and topicality of the information is restricted to gross negligence. Version: 03/22

Murrelektronik Ltd. | 5 Albion Street, Pendlebury Industrial Estate, Swinton | Manchester M27 4FG | Fon +44 161 728 3133 | Fax +44 161 728 3130 | shop@murrelektronik.co.uk | shop.murrelektronik.co.uk

| | |
|---|---|
| Form | 14044 |
| Technical Data | |
| Operating voltage | max. 60 V AC/DC |
| Operating voltage (only UL listed) | max. 30 V AC/DC |
| Rated surge voltage | 1.5 kV |
| Operating current per contact | max. 4 A |
| No. of poles | 4 |
| Material group | IEC 60664-1, category I |
| Coding | B-coded |
| Locking of ports | Screw thread (M12×1 mm) recommended torque 0.6 Nm, self-securing |
| Compression gland | M12 (SW13) |
| Protection | IP67 inserted and tightened (EN 60529) |
| Material | PUR |
| Locking material | Zinc die casting, matte nickel plated |
| suitable for corrugated tube (internal Ø) | without |
| General data | |
| Standards | DIN EN 61076-2-101 (M12) |
| Mounting method | inserted, tightened |
| Pollution Degree | 3 |
| Temperature range | -25...+85 °C, depending on cable quality |
| Cables | |
| Cable identification | 803 |
| Approval (cable) | cURus (AWM style 20549/10578); CE compliant |
| Cable weight [g/m] | 63,12 g |
| Material (wire) | Cu wire, tin plated |
| Resistor (core) | max. 78 Ω/km (data pair, max. 54 Ω/km (power pair); (20 °C) |
| AWG | similar to AWG 24 (0.25 mm ²); similar to AWG 22 (0.34 mm ²) |
| Wire-Ø incl. isolation | 2.1 mm ±5% (0.25 mm ²); 1.5 mm ±5% (0.34 mm ²) |
| Color/numbering of wires | wh, bl (data pair); bk, rd (power pair) |
| Shield | yes |
| optical shield cover | min. 65% |
| Material (jacket) | PUR |
| Outer-Ø (jacket) | 6.9 mm ±5% |
| Color (jacket) | violet |
| thermal resistance | flame-retardant according to UL 1581 section 1090, section 1100 (FT2), IEC 60332-1-2 Std. |
| Nominal voltage | 300 V |
| Test voltage | 2000 V AC (test duration 1 min) |
| Temperature range (fixed) | -40...+80 °C |
| Temperature range (mobile) | -30...+70 °C |
| Bend radius (fixed) | 6× outer Ø |
| Bend radius (moving) | 10× outer Ø |
| No. of bending cycles (C-track) | max. 1 Mio. (25 °C) |
| Travel speed (C-track) | max. 3 m/s |
| Acceleration (C-track) | max. 5 m/s ² |
| Commercial data | |
| country of origin | DE |
| customs tariff number | 85444290 |
| EAN | 4048879198523 |
| eClass | 27061801 |
| Packaging unit | 1.000 |