

**M12 Power female 90° L-cod. with cable**

PUR 5x1.5 bk UL/CSA+drag ch. 3m

M12 Power  
Female 90°

5-pole


L-coded

with cable sleeves

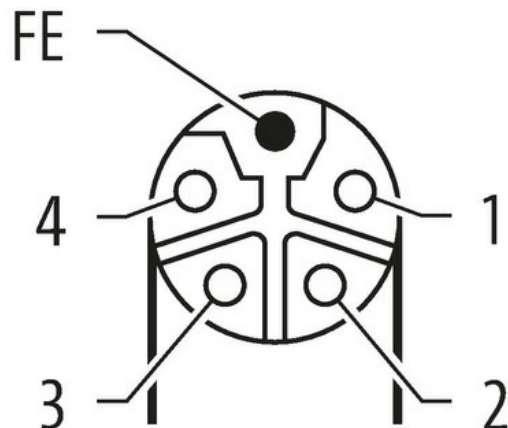
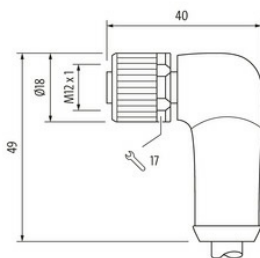
Plastic housings with good resistance against chemicals and oils.

The resistance to aggressive media should be individually tested for your application. Further details on request.

Further cable lengths on request.

[Link to Product](#)**Illustration**

|    |      |
|----|------|
| 1  | BN 1 |
| 2  | WH 2 |
| 3  | BU 3 |
| 4  | BK 4 |
| FE | GY 5 |





Product may differ from Image



\* only for products with UL/CSA approved cable

**Form**

Form P4231

**Technical Data**

|   |  |
|---|--|
| Operating voltage                         | max. 63 V DC   |
| Rated surge voltage                       | 1.5 kV   |
| Operating current per contact             | max. 12 A  |
| No. of poles                              | 5  |
| Material group                            | IEC 60664-1, category I  |
| Coding                                    | L-coded  |
| LED display                               | no   |
| Locking of ports                          | Screw thread (M12×1 mm) recommended torque 0.6 Nm, self-securing |
| Compression gland                         | M12 (SW17)   |
| Protection                                | IP65 and IP67 when plugged and screwed down (EN 60529)           |
| Material                                  | PUR  |
| Locking material                          | Zinc die casting, matte nickel plated                            |
| suitable for corrugated tube (internal Ø) | 16,4 mm  |

**General data**

|                            |  |
|----------------------------|--|
| Standards                  | IEC 61076-2-111                          |
| Mounting method            | inserted, tightened                      |
| Material (contact)         | Copper alloy                             |
| Material (contact surface) | Au                                       |
| Material (gasket)          | FKM                                      |
| Pollution Degree           | 3  |
| Stripping length (jacket)  | 100 mm                                   |
| Temperature range          | -25...+85 °C, depending on cable quality |

**Cables**

|                      |   |
|----------------------|---|
| Cable identification | P04                                     |
| Cable Type           | 3 (PUR)                                 |
| Cable weight [g/m]   | 129,8 g                                 |
| Material (wire)      | Cu wire, bare                           |
| Resistor (core)      | max. 13.3 Ω/km (20 °C)                  |
| Single wire Ø (core) | 0.15 mm                                 |
| Construction (core)  | 84× 0.15 mm (multi-strand wire class 6) |
| Diameter (core)      | 5× 1.5 mm <sup>2</sup>                  |

The information in this brochure has been compiled with the utmost care.

Liability for the correctness completeness and topicality of the information is restricted to gross negligence. Version: 03/22

Murrelektronik Ltd. | 5 Albion Street, Pendlebury Industrial Estate, Swinton | Manchester M27 4FG | Fon +44 161 728 3133 | Fax +44 161 728 3130 | shop@murrelektronik.co.uk | shop.murrelektronik.co.uk

|                                    |  |
|------------------------------------|--|
| AWG                                | similar to AWG 16  |
| Material (wire isolation)          | PP   |
| Material property (wire isolation) | CFC-, halogen-, cadmium-, silicone- and lead-free  |
| Shore hardness (wire isolation)    | 60 ±5 D  |
| Wire-Ø incl. isolation             | 2.3 mm ±5%   |
| Color/numbering of wires           | bk, bl, wh, br, gr, num  |
| Stranding combination              | 5 wires twisted around central filler  |
| Shield                             | no   |
| Material (jacket)                  | PUR  |
| Material property (jacket)         | CFC-, halogen-, cadmium-, silicone- and lead-free, matt, low-adhesion, machine easy to process, abrasion-resistant, hydrolysis and microbial resistant |
| Shore hardness (jacket)            | 90 ±5 A  |
| Outer-Ø (jacket)                   | 8.2 mm ±5%   |
| Color (jacket)                     | black  |
| chemical resistance                | good resistance to oil, gasoline and chemicals (EN 60811-404)  |
| thermal resistance                 | flame retardant UL 1581 VW1 / CSA FT1 / IEC 60332-1, IEC 60332-2-2   |
| Nominal voltage                    | 1000 V AC  |
| Test voltage                       | 10.0 kV  |
| Current load capacity              | to DIN VDE 0298-4  |
| Temperature range (fixed)          | -50...+80 °C, (+90 °C at max. 10 000 operating hours)  |
| Temperature range (mobile)         | -25...+80 °C, (+90 °C at max. 10 000 operating hours)  |
| Bend radius (fixed)                | 7.5× outer Ø   |
| Bend radius (moving)               | 10× outer Ø  |
| No. of bending cycles (C-track)    | max. 5 Mio. (25 °C)  |
| Travel speed (C-track)             | max. 3.3 m/s   |
| Acceleration (C-track)             | max. 5 m/s <sup>2</sup>  |
| Torsion stress                     | ±180°/m  |
| No. of torsion cycles              | max. 2 Mio. (25 °C)  |
| Torsion speed                      | 35 cycles/min  |

#### Commercial data

|                       |               |
|-----------------------|---------------|
| country of origin     | DE            |
| customs tariff number | 85444290      |
| EAN                   | 4048879740166 |
| eClass                | 27279218      |
| Packaging unit        | 1.000         |