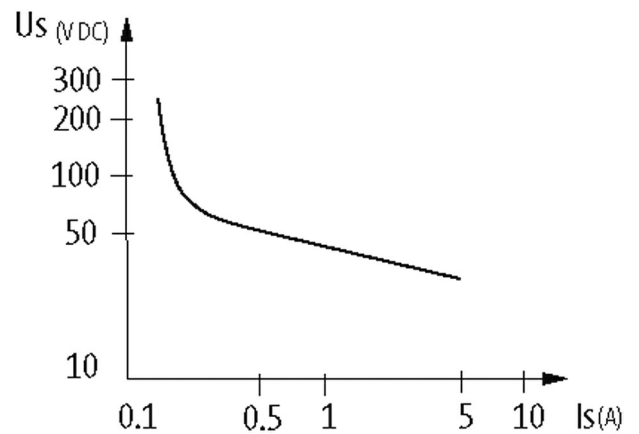
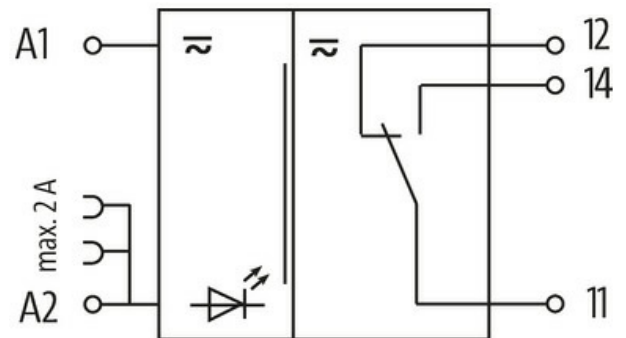
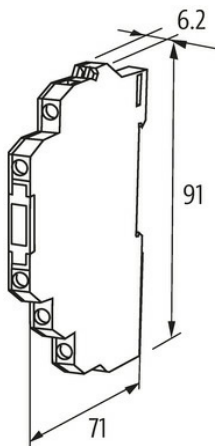
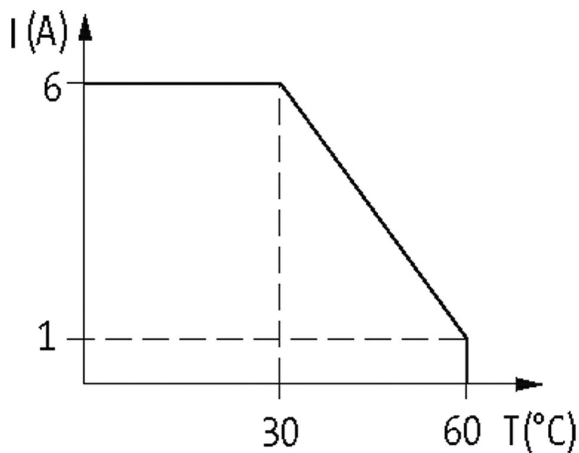


MIRO 6.2 24VDC-1U OUTPUT RELAY

IN: 24 VAC/DC - OUT: 250 VAC/DC / 6 A

1 NO/NC contact
6 A
24 V AC/DC
Screw terminals

[Link to Product](#)**Illustration**



Product may differ from Image

**General data**

Mounting method	DIN-rail mountable (EN 60715)
Temperature range	-25...+60 °C
Test isolation voltage	4 kV; safe separation (EN 60947-1)
Mech./ elect. life	20 000 000 switching cycles/load dependent
Dimensions H×W×D	91×6.2×71 mm

Output

Min. load current	100 mA (12 V DC)
Contact material	Ag Sn O ₂
Energize/release/contact bounce time	10/15/1.5 ms
Switching voltage	max. 250 V AC/DC
Switching frequency	max. 10 Hz
Power rating (voltage dependent)	max. 1500 VA/120 W
Switching current per output	max. 6 A

Input

Connection voltage - current	24 V DC (19.2...30 V DC) - 17 mA
LED display	LED (green)

Utilization category

AC-15	3 A (24/110/230 V AC)
AC-12	6 A (24/110/230 V AC)
DC-13	1 A (24 V DC); 0.2 A (110 V DC); 0.1 A (230 V DC)

Commercial data

country of origin	CZ
customs tariff number	85364900
EAN	4048879027304
eClass	27371001
Packaging unit	1.000