

M12 female 90° A-cod. with cable LED

PVC 3x0.34 gy UL/CSA 1.5m

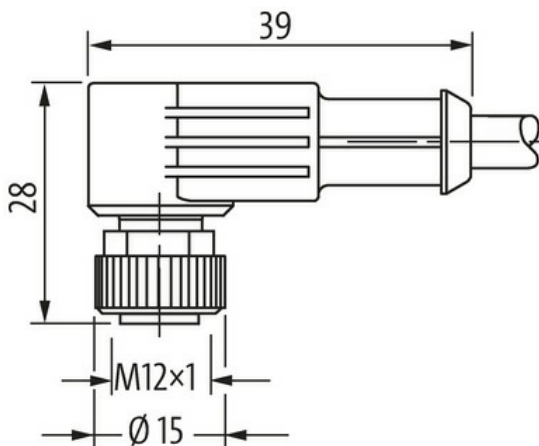
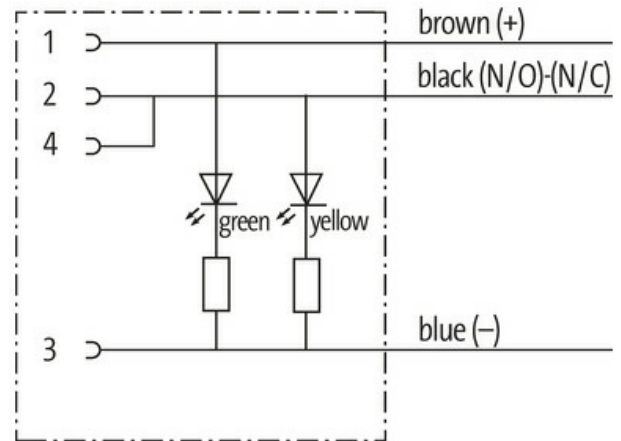
Female 90°
M12, 4-pole
2x LED (PNP)
bridged

Art-No. 7005 - M12 Lite - (plastic hexagonal screw) on request

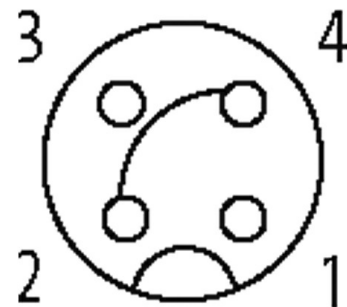
Plastic housings with good resistance against chemicals and oils.

The resistance to aggressive media should be individually tested for your application. Further details on request.

Further cable lengths on request.

Link to Product**Illustration**

Female



Product may differ from Image



* only for products with UL/CSA approved cable

Form

Form

12401

Technical Data

The information in this brochure has been compiled with the utmost care.

Liability for the correctness completeness and topicality of the information is restricted to gross negligence. Version: 03/22

Murrelektronik Ltd. | 5 Albion Street, Pendlebury Industrial Estate, Swinton | Manchester M27 4FG | Fon +44 161 728 3133 | Fax +44 161 728 3130 | shop@murrelektronik.co.uk | shop.murrelektronik.co.uk

| | |
|--|---|
| Operating voltage | 24 V DC \pm 25% |
| Operating voltage (only UL listed) | max. 30 V DC |
| Rated surge voltage | 0.8 kV |
| Operating current per contact | max. 4 A |
| Material group | IEC 60664-1, category I |
| LED display | (yellow/green) |
| Locking of ports | Screw thread (M12 \times 1 mm) recommended torque 0.6 Nm, self-securing |
| Compression gland | M12 (SW13) |
| Protection | IP65, IP66K, IP67 inserted and tightened (EN 60529) |
| Material | PUR |
| Locking material | Zinc die casting, matte nickel plated |
| suitable for corrugated tube (internal \varnothing) | 10 mm |

General data

| | |
|-------------------|--|
| Standards | DIN EN 61076-2-101 (M12) |
| Pollution Degree | 3 |
| Temperature range | -25...+85 °C, depending on cable quality |

Cables

| | |
|-------------------------------------|---|
| No./diameter of wires | 3 \times 0.34 mm ² |
| Wire isolation | PVC (br, bl, bk) |
| Outer \varnothing | 4.6 mm \pm 5% |
| Cable identification | 213 |
| Cable Type | 1 (PVC) |
| Approval (cable) | UL (AWM-Style 2464/1731), CSA |
| Cable weight [g/m] | 34,1 g |
| Material (wire) | Cu wire, bare |
| Resistor (core) | max. 60 Ω /km (20 °C) |
| Single wire \varnothing (core) | 0.15 mm |
| Construction (core) | 19 \times 0.15 mm (multi-strand wire class 5) |
| Diameter (core) | 3 \times 0.34 mm ² |
| AWG | similar to AWG 22 |
| Material (wire isolation) | PVC |
| Material property (wire isolation) | CFC-, cadmium-, silicone- and lead-free |
| Shore hardness (wire isolation) | 45 \pm 5 D |
| Wire- \varnothing incl. isolation | 1.25 mm \pm 5% |
| Color/numbering of wires | br, bk, bl |
| Stranding combination | 3 wires twisted |
| Shield | no |
| Material (jacket) | PVC |
| Material property (jacket) | CFC-, cadmium-, silicone- and lead-free |
| Shore hardness (jacket) | 85 \pm 5 A |
| Outer- \varnothing (jacket) | 4.6 mm \pm 5% |
| Color (jacket) | gray |
| Jacket Color | gray |
| Cable print | - |
| chemical resistance | good resistance to oil, gasoline and chemicals |
| thermal resistance | flame retardant UL 1581 VW1 / CSA FT1 |
| Nominal voltage | UL 300 V AC |
| Test voltage | 2000 V AC |
| Current load capacity | to DIN VDE 0298-4 |
| Temperature range (fixed) | -30...+80 °C |
| Temperature range (fixed) | -30...+80 °C |
| Temperature range (mobile) | -5...+80 °C |
| Temperature range (mobile) | -5...+80 °C |

The information in this brochure has been compiled with the utmost care.

Liability for the correctness completeness and topicality of the information is restricted to gross negligence. Version: 03/22

| | |
|----------------------|--------------|
| Bend radius (fixed) | 5× outer Ø |
| Bend radius (moving) | 10× outer Ø |
| Bend radius (moving) | 10× outer Ø |
| Material (jacket) | PVC (UL/CSA) |

Commercial data

| | |
|-----------------------|---------------|
| country of origin | DE |
| customs tariff number | 85444290 |
| EAN | 4048879204057 |
| eClass | 27279218 |
| Packaging unit | 1.000 |