

**M8 male 0° / M8 female 90° A-cod.**

PUR 3x0.25 gy UL/CSA+drag ch. 3.5m

Male straight – female 90°

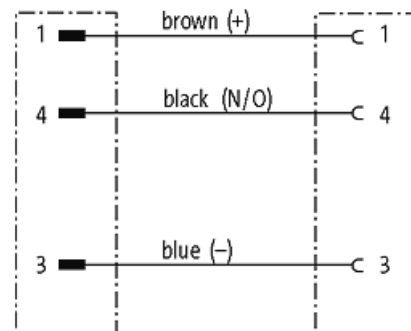
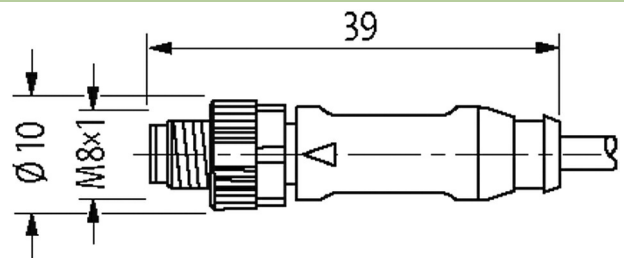

M8 – M8, 3-pole

Art-No. 7005 - M8 Lite - (plastic hexagonal screw) on request

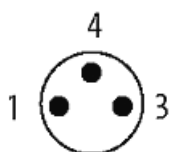
Further cable lengths on request.

Plastic housings with good resistance against chemicals and oils.

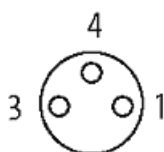
The resistance to aggressive media should be individually tested for your application. Further details on request.

**[Link to Product](#)****Illustration**


Male



Female



Product may differ from Image



\* only for products with UL/CSA approved cable

**Form**

Form

88021

**Technical Data**

The information in this brochure has been compiled with the utmost care.  
 Liability for the correctness completeness and topicality of the information is restricted to gross negligence. Version: 03/22

|   |   |
|---|---|
| Operating voltage                         | max. 50 V AC/60 V DC  |
| Operating voltage (only UL listed)        | 30 V AC/DC  |
| Rated surge voltage                       | 1.5 kV  |
| Operating current per contact             | max. 4 A  |
| No. of poles                              | 3   |
| Material group                            | IEC 60664-1, category I   |
| LED display                               | no  |
| Locking of ports                          | Screw thread (M8x1 mm) recommended torque 0.4 Nm, self-securing |
| Compression gland                         | M8 (SW9)  |
| Protection                                | IP65, IP66K, IP67 inserted and tightened (EN 60529)             |
| Locking material                          | Zinc die casting, matte nickel plated                           |
| Material                                  | PUR   |
| suitable for corrugated tube (internal Ø) | 6.5 mm  |

#### General data

|                            |  |
|----------------------------|--|
| Standards                  | DIN EN 61076-2-104 (M8)                  |
| Mounting method            | inserted, tightened                      |
| Material (contact)         | Copper alloy                             |
| Material (contact surface) | Au                                       |
| Material (gasket)          | FKM                                      |
| Pollution Degree           | 3  |
| Temperature range          | -25...+85 °C, depending on cable quality |

#### Cables

|                                    |  |
|------------------------------------|--|
| No./diameter of wires              | 3× 0.25 mm <sup>2</sup>  |
| C-track properties                 | 10 Mio.  |
| Wire isolation                     | PP (br, bl, bk)  |
| Material (jacket)                  | PUR (UL/CSA)   |
| Outer Ø                            | 4.1 mm ±5%   |
| Bend radius (moving)               | 10× outer Ø  |
| Temperature range (fixed)          | -40...+80 °C   |
| Temperature range (mobile)         | -25...+80 °C   |
| Cable identification               | 230  |
| Cable Type                         | 3 (PUR)  |
| Approval (cable)                   | cURus (AWM-Style 20549/10493); CE conform  |
| Cable weight [g/m]                 | 26,40  |
| Material (wire)                    | Cu wire, bare  |
| Resistor (core)                    | max. 79 Ω/km (20 °C)   |
| Single wire Ø (core)               | 0.1 mm   |
| Construction (core)                | 32× 0.1 mm (multi-strand wire class 6)   |
| Diameter (core)                    | 3× 0.25 mm <sup>2</sup>  |
| AWG                                | similar to AWG 24  |
| Material (wire isolation)          | PP   |
| Material property (wire isolation) | CFC-, halogen-, cadmium-, silicone- and lead-free  |
| Shore hardness (wire isolation)    | 70 ±5 D  |
| Wire-Ø incl. isolation             | 1.25 mm ±5%  |
| Color/numbering of wires           | br, bk, bl   |
| Stranding combination              | 3 wires twisted  |
| Shield                             | no   |
| Material (jacket)                  | PUR  |
| Material property (jacket)         | CFC-, halogen-, cadmium-, silicone- and lead-free, matt, low-adhesion, machine easy to process, abrasion-resistant, hydrolysis and microbial resistant |
| Shore hardness (jacket)            | 90 ±5 A  |
| Outer-Ø (jacket)                   | 4.1 mm ±5%   |
| Color (jacket)                     | gray   |
| chemical resistance                | good resistance to oil, gasoline and chemicals (EN 60811-404)  |

The information in this brochure has been compiled with the utmost care.

Liability for the correctness completeness and topicality of the information is restricted to gross negligence. Version: 03/22

|                                 |   |
|---------------------------------|---|
| thermal resistance              | flame retardand UL 1581 Section 1090 (H), CSA FT2 / IEC 60332-2-2 |
| Nominal voltage                 | 300 V AC  |
| Test voltage                    | 2500 V AC   |
| Current load capacity           | to DIN VDE 0298-4   |
| Temperature range (fixed)       | -40...+80 °C, (+90 °C at max. 10 000 operating hours)             |
| Temperature range (mobile)      | -25...+80 °C, (+90 °C at max. 10 000 operating hours)             |
| Bend radius (fixed)             | 5× outer Ø  |
| Bend radius (moving)            | 10× outer Ø   |
| No. of bending cycles (C-track) | max. 10 Mio. (25 °C)  |
| Travel speed (C-track)          | max. 3 m/s  |
| Acceleration (C-track)          | max. 10 m/s <sup>2</sup>  |
| Torsion stress                  | ±180°/m   |
| No. of torsion cycles           | max. 2 Mio. (25 °C)   |
| Torsion speed                   | 35 cycles/min   |
| Jacket Color                    | gray  |

#### Commercial data

|                       |               |
|-----------------------|---------------|
| country of origin     | DE            |
| customs tariff number | 85444290      |
| EAN                   | 4048879668101 |
| eClass                | 27279218      |
| Packaging unit        | 1             |