

M12 male 0° / M12 female 0° A-cod. shielded

PUR 2x1.0 shielded gy drag ch. 0.3m

AS-Interface

The resistance to aggressive media should be individually tested for your application. Further details on request.

Further cable lengths on request.

Male straight – female straight

shielded

Male M12

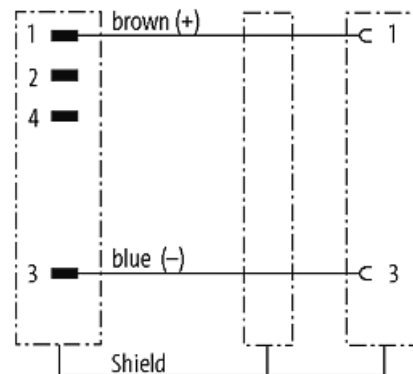
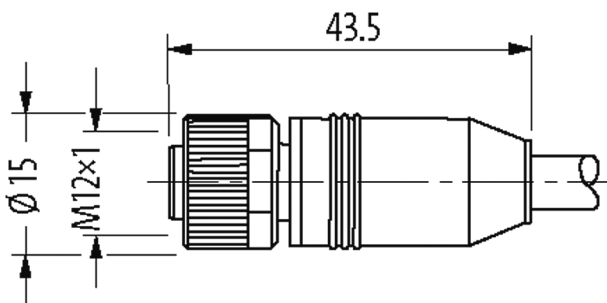
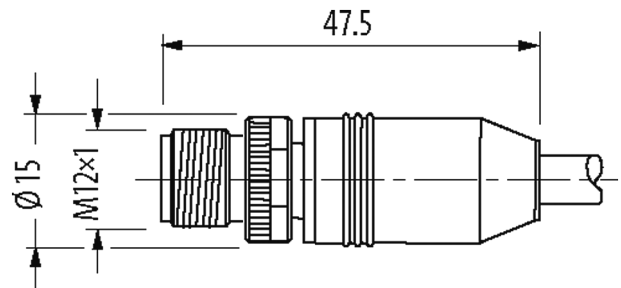
4-pole

2-pole used

Female M12

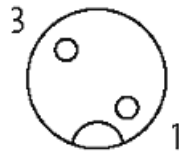
2-pole

Plastic housings with good resistance against chemicals and oils.

Link to Product**Illustration**

Male

Female



Product may differ from Image



Form	
Form	40485
Technical Data	
Operating voltage	max. 60 V AC/DC
Rated surge voltage	0.8 kV
Operating current per contact	max. 4 A
Material group	IEC 60664-1, category I
Coding	A-coded
LED display	no
Locking of ports	Screw thread (M12×1 mm) recommended torque 0.6 Nm, self-securing
Compression gland	M12 (SW13)
Protection	IP67, IP68 inserted and tightened (EN 60529)
Material	PUR
Locking material	Zinc die casting, matte nickel plated
General data	
Standards	DIN EN 61076-2-101 (M12)
Pollution Degree	3
Mounting method	inserted, tightened
Cables	
Cable number	542
No./diameter of wires	2× 1.0 mm ²
Wire isolation	PP (br, bl)
C-track properties	5 Mio.
Jacket Color	gray
Material (jacket)	PUR (UL/CSA)
Outer Ø	8.0 mm ±5%
Bend radius (moving)	15× outer Ø
Temperature range (fixed)	-40...+80 °C
Temperature range (mobile)	-25...+60 °C
Cable identification	542
Approval (cable)	UL (AWM-Style 21198/10493), CSA
Cable weight [g/m]	82,50
Material (wire)	Cu wire, bare
Resistor (core)	max. 19.5 Ω/km (20 °C)
Single wire Ø (core)	0.15 mm
Construction (core)	55× 0.15 mm (multi-strand wire class 6)
Diameter (core)	2× 1.0 mm ²
AWG	similar to AWG 17
Material (wire isolation)	PP
Material property (wire isolation)	CFC-, halogen-, cadmium-, silicone- and lead-free
Shore hardness (wire isolation)	70 ±5 D
Wire-Ø incl. isolation	2.7 mm ±5%
Color/numbering of wires	br, bl
Shield	yes
optical shield cover	min. 80%
Material (jacket)	PUR
Material property (jacket)	CFC-, halogen-, cadmium-, silicone- and lead-free, matt, low-adhesion, machine easy to process, abrasion-resistant, hydrolysis and microbial resistant

Shore hardness (jacket)	90 ±5 A
Outer-Ø (jacket)	8.0 mm ±5%
Color (jacket)	gray
chemical resistance	good resistance to oil, gasoline and chemicals (VDE 0472 Teil 803 Test B)
thermal resistance	flame retardant UL, CSA FT2 / IEC 60332-2-2
Nominal voltage	300 V AC
Test voltage	2000 V AC
Current load capacity	to DIN VDE 0298-4
Temperature range (fixed)	-40...+80 °C
Temperature range (mobile)	-25...+60 °C
Bend radius (fixed)	10× outer Ø
Bend radius (moving)	15× outer Ø
No. of bending cycles (C-track)	max. 5 Mio. (25 °C)
Traversing distance (C-track)	max. 5 m (horizontal)
Travel speed (C-track)	max. 2 m/s
Acceleration (C-track)	max. 5 m/s ²
Torsion stress	±90°/m
No. of torsion cycles	max. 5 Mio.
Torsion speed	35 cycles/min

Commercial data

country of origin	DE
customs tariff number	85444290
EAN	4048879408974
eClass	27279218
Packaging unit	1