

CIRCUIT-BREAKER VL160X N STANDARD
 BREAKING CAPACITY ICU=55KA / 415 V AC 3 POLE,
 LINE PROTECTION OVERCURRENT RELEASE TM, LI
 IN=160A, RATED CURRENT IR=125-160A,
 OVERLOAD II=1500A, SHORT-CIRCUIT WITH
 SCREW CONNECTION

Model		
Type of the driving mechanism / motor drive		No
Design of the overcurrent release		TM
General technical data		
Number of poles		3
Size of the circuit-breaker		3VL1
Electrical endurance (switching cycles) / typical		10 000
Usage category		A
Performance class for circuit breaker		N
Mechanical service life (switching cycles) / typical		20 000
Equipment marking / acc. to DIN 40719 extended according to IEC 204-2 / acc. to IEC 750		Q
Operating frequency / maximum	1/s	120
Voltage		
Rated operational voltage U_e / max.	V	690
Insulation voltage		
• rated value	V	800
• at AC / rated value	V	800

Surge voltage resistance / rated value	kV	8
--	----	---

Protection class

Protection class IP		IP20
Protective function of the overcurrent release		LI

Electricity

Continuous current / rated value	A	160
Derating temperature / for the rated value of the continuous current	°C	50
Adjustable pick-up value current		
<ul style="list-style-type: none"> of the current-dependent overload release / Full-scale value 	A	160
<ul style="list-style-type: none"> of instantaneous short-circuit trip unit / initial value 	A	1 500
<ul style="list-style-type: none"> of instantaneous short-circuit trip unit / Full-scale value 	A	1 500

Main circuit

Operating frequency		
<ul style="list-style-type: none"> 1 / rated value 	Hz	50
<ul style="list-style-type: none"> 2 / rated value 	Hz	60
Operating voltage		
<ul style="list-style-type: none"> for main current circuit / at AC / at 50 Hz / maximum 	V	690
<ul style="list-style-type: none"> for main current circuit / at AC / at 60 Hz / maximum 	V	690
<ul style="list-style-type: none"> for main current circuit / at DC / maximum 	V	500
Operating current		
<ul style="list-style-type: none"> at 40 °C / rated value 	A	160
<ul style="list-style-type: none"> at 50 °C / rated value 	A	160
<ul style="list-style-type: none"> at 55 °C / rated value 	A	148.8
<ul style="list-style-type: none"> at 60 °C / rated value 	A	148.8
<ul style="list-style-type: none"> at 65 °C / rated value 	A	137.6
<ul style="list-style-type: none"> at 70 °C / rated value 	A	137.6

Auxiliary circuit

Number of CO contacts / for auxiliary contacts		0
Number of NC contacts / for auxiliary contacts		1
Number of NO contacts / for auxiliary contacts		1

Suitability

Suitability for use		system protection
----------------------------	--	-------------------

Adjustable parameters

Adjustable pick-up value current / of the current-dependent overload release / initial value	A	128
---	---	-----

Product details		
Product component		
• Trip indicator		No
• Auxiliary switch		Yes
• Voltage trigger		No
• undervoltage release		No
• undervoltage release with leading contact		No
Product extension / optional / motor drive		Yes

Product function		
Product function		
• of thermal overload trip unit		adjustable
• Ground fault protection		No
• for neutral conductors / Short-circuit and overload proof		No
• Overload protection		Yes

Short circuit		
Operational short-circuit current breaking capacity (Ics)		
• at 240 V / rated value	kA	65
• at 415 V / rated value	kA	55
• at 500 V / rated value	kA	14
• at 690 V / rated value	kA	4
Maximum short-circuit current breaking capacity (Icu)		
• at 240 V / rated value	kA	65
• at 415 V / rated value	kA	55
• at 440 V / rated value	kA	25
• at 480 V / acc. to NEMA / rated value	kA	25
• at 500 V / rated value	kA	18
• at 600 V / acc. to NEMA / rated value	kA	8
• at 690 V / rated value	kA	8

Connections		
Arrangement of electrical connectors / for main current circuit		front side
Type of electrical connection / for main current circuit		screw-type terminals




Mechanical Design		
Height	mm	157.5
Width	mm	104.5
Depth	mm	106.5
Mounting type		fixed mounting

Environmental conditions		
--------------------------	--	--

Ambient temperature		
• during operation / minimum	°C	0
• during operation / maximum	°C	70
• during storage / minimum	°C	-40
• during storage / maximum	°C	80

Certificates

Certificate of suitability		IEC, standard switching capacity (N)
Equipment marking		Q
• acc. to DIN EN 61346-2		

General Product Approval	EMC	Declaration of Conformity	Test Certificates
sonstig	TSE		spezielle Prüfbescheinigung n
		EG-Konf.	

Shipping Approval



other

[sonstig](#) [Umweltbestätigung](#) [Bestätigungen](#)

Further information

- Information- and Downloadcenter (Catalogs, Brochures,...)**
<http://www.siemens.com/lowvoltage/catalogs>
- Industry Mall (Online ordering system)**
<https://eb.automation.siemens.com/mall/en/WW/Catalog/Product/3VL1716-1DD36-0AB1>
- Service&Support (Manuals, Certificates, Characteristics, FAQs,...)**
<http://support.automation.siemens.com/WW/view/en/3VL1716-1DD36-0AB1/all>
- Image database (product images, 2D dimension drawings, 3D models, device circuit diagrams, ...)**
http://www.automation.siemens.com/bilddb/cax_en.aspx?mfb=3VL1716-1DD36-0AB1
- CAX-Online-Generator**
<http://www.siemens.com/cax>
- Tender specifications**
<http://ausschreibungstexte.siemens.com/tiplv>

last modified: 10/14/2016