

CIRCUIT-BREAKER VL 160L VERY HIGH BREAKING CAPACITY ICU=100KA / 415 V AC 3 POLE, STARTER COMBINATION PROTECTION OVERCURRENT RELEASE MAGNETIC IN=160A, RATED CURRENT II=1250-2500A, SHORT CIRCUIT

Model		
Type of the driving mechanism / motor drive		No
Design of the overcurrent release		M
General technical data		
Number of poles		3
Size of the circuit-breaker		3VL2
Electrical endurance (switching cycles) / typical		10 000
Usage category		A
Performance class for circuit breaker		N
Mechanical service life (switching cycles) / typical		20 000
Equipment marking / acc. to DIN 40719 extended according to IEC 204-2 / acc. to IEC 750		Q
Operating frequency / maximum	1/s	120
Voltage		
Rated operational voltage U_e / max.	V	690
Insulation voltage		
• rated value	V	800
• at AC / rated value	V	800

Surge voltage resistance / rated value	kV	8
--	----	---

Protection class

Protection class IP		IP20
Protective function of the overcurrent release		I

Electricity

Continuous current / rated value	A	160
Derating temperature / for the rated value of the continuous current	°C	50
Adjustable pick-up value current		
• of instantaneous short-circuit trip unit / initial value	A	1 120
• of instantaneous short-circuit trip unit / Full-scale value	A	2 400

Main circuit

Operating frequency		
• 1 / rated value	Hz	50
• 2 / rated value	Hz	60
Operating power / at AC-3		
• at 230 V / rated value	kW	29.4
• at 400 V / rated value	kW	88.7
Operating voltage		
• for main current circuit / at AC / at 50 Hz / maximum	V	690
• for main current circuit / at AC / at 60 Hz / maximum	V	690
• for main current circuit / at DC / maximum	V	500
Operating current		
• at 40 °C / rated value	A	160
• at 50 °C / rated value	A	160
• at 55 °C / rated value	A	148.8
• at 60 °C / rated value	A	148.8
• at 65 °C / rated value	A	137.6
• at 70 °C / rated value	A	137.6

Auxiliary circuit

Number of CO contacts / for auxiliary contacts		0
Number of NC contacts / for auxiliary contacts		0
Number of NO contacts / for auxiliary contacts		0

Suitability

Suitability for use		Starter protection
----------------------------	--	--------------------

Product details

Product component		
--------------------------	--	--

• Trip indicator		No
• Auxiliary switch		No
• Voltage trigger		No
• undervoltage release		No
• undervoltage release with leading contact		No
Product extension / optional / motor drive		Yes

Product function

Product function		
• of thermal overload trip unit		without
• Ground fault protection		No
• for neutral conductors / Short-circuit and overload proof		No
• Overload protection		No

Short circuit

Operational short-circuit current breaking capacity (Ics)		
• at 240 V / rated value	kA	150
• at 415 V / rated value	kA	75
• at 500 V / rated value	kA	38
• at 690 V / rated value	kA	6
Maximum short-circuit current breaking capacity (Icu)		
• at 240 V / rated value	kA	200
• at 415 V / rated value	kA	100
• at 440 V / rated value	kA	75
• at 480 V / acc. to NEMA / rated value	kA	75
• at 500 V / rated value	kA	50
• at 600 V / acc. to NEMA / rated value	kA	12
• at 690 V / rated value	kA	12

Connections

Arrangement of electrical connectors / for main current circuit		front side
Type of electrical connection / for main current circuit		box terminals

Mechanical Design

Height	mm	174.5
Width	mm	104.5
Depth	mm	106.5
Mounting type		fixed mounting

Environmental conditions

Ambient temperature		
• during operation / minimum	°C	0




- during operation / maximum
- during storage / minimum
- during storage / maximum

°C	70
°C	-40
°C	80

Certificates

Certificate of suitability	IEC, very high switching capacity (L)
Equipment marking	Q
• acc. to DIN EN 61346-2	

General Product Approval

 CCC	sonstig		TSE	KTL	 C-Tick
--	-------------------------	---	---------------------	---------------------	---

Declaration of Conformity

 EG-Konf.	spezielle Prüfbescheinigung n	Typprüfbescheinigung/Werkszeugnis	 ABS	 BUREAU VERITAS	 LRS
---	--	---	--	---	--

Shipping Approval

 PRS	 RINA	 RMRS	sonstig	Umweltbestätigung	Bestätigungen
--	---	---	-------------------------	-----------------------------------	-------------------------------

Further information

- Information- and Downloadcenter (Catalogs, Brochures,...)**
<http://www.siemens.com/lowvoltage/catalogs>
- Industry Mall (Online ordering system)**
<https://eb.automation.siemens.com/mall/en/WW/Catalog/Product/3VL2716-3DK33-0AA0>
- Service&Support (Manuals, Certificates, Characteristics, FAQs,...)**
<http://support.automation.siemens.com/WW/view/en/3VL2716-3DK33-0AA0/all>
- Image database (product images, 2D dimension drawings, 3D models, device circuit diagrams, ...)**
http://www.automation.siemens.com/bilddb/cax_en.aspx?mlfb=3VL2716-3DK33-0AA0
- CAX-Online-Generator**
<http://www.siemens.com/cax>
- Tender specifications**
<http://ausschreibungstexte.siemens.com/tiplv>

last modified: 10/14/2016