

CONTACTOR, AC-3 4KW/400V, AC 230V, 50HZ, 3-POLE, SIZE S0,
SCREW CONNECTION, WITH 2NO+2NC REUSABLE PACKING
PACK = 52 UNITS



product brand name	SIRIUS
Product designation	power contactor
General technical data	
Size of contactor	S0
Degree of pollution	3
Protection class IP	
• on the front	IP20
• of the terminal	IP20
Mechanical service life (switching cycles)	
• of contactor typical	10 000 000
• of the contactor with added electronics-compatible auxiliary switch block typical	5 000 000
• of the contactor with added auxiliary switch block typical	10 000 000
Ambient conditions	
Installation altitude at height above sea level maximum	2 000 m

Ambient temperature	
<ul style="list-style-type: none"> during operation 	-25 ... +60 °C
Main circuit	
Number of poles for main current circuit	3
Number of NO contacts for main contacts	3
Number of NC contacts for main contacts	0
Operating current	
<ul style="list-style-type: none"> at AC-1 at 400 V <ul style="list-style-type: none"> at ambient temperature 40 °C rated value 	40 A
<ul style="list-style-type: none"> at AC-1 <ul style="list-style-type: none"> up to 690 V at ambient temperature 40 °C rated value 	40 A
<ul style="list-style-type: none"> at AC-1 <ul style="list-style-type: none"> up to 690 V at ambient temperature 60 °C rated value 	35 A
<ul style="list-style-type: none"> at AC-3 <ul style="list-style-type: none"> at 400 V rated value 	9 A
Operating current	
<ul style="list-style-type: none"> at 1 current path at DC-1 <ul style="list-style-type: none"> at 24 V rated value at 110 V rated value 	35 A 4.5 A
<ul style="list-style-type: none"> with 2 current paths in series at DC-1 <ul style="list-style-type: none"> at 24 V rated value at 110 V rated value 	35 A 35 A
<ul style="list-style-type: none"> with 3 current paths in series at DC-1 <ul style="list-style-type: none"> at 24 V rated value at 110 V rated value 	35 A 35 A
Operating current	
<ul style="list-style-type: none"> at 1 current path at DC-3 at DC-5 <ul style="list-style-type: none"> at 24 V rated value at 110 V rated value 	20 A 2.5 A
<ul style="list-style-type: none"> with 2 current paths in series at DC-3 at DC-5 <ul style="list-style-type: none"> at 110 V rated value at 24 V rated value 	15 A 35 A
<ul style="list-style-type: none"> with 3 current paths in series at DC-3 at DC-5 <ul style="list-style-type: none"> at 110 V rated value at 24 V rated value 	35 A 35 A
Operating power	
<ul style="list-style-type: none"> at AC-1 <ul style="list-style-type: none"> at 400 V rated value 	23 kW
<ul style="list-style-type: none"> at AC-2 at 400 V rated value 	4 kW
<ul style="list-style-type: none"> at AC-3 	

— at 400 V rated value	4 kW
— at 500 V rated value	4.5 kW
— at 690 V rated value	5.5 kW
Power loss [W] at AC-3 at 400 V for rated value of the operating current per conductor	0.4 W

Control circuit/ Control	
Type of voltage of the control supply voltage	AC
Control supply voltage at AC	
• at 50 Hz rated value	230 V
Control supply voltage frequency 1 rated value	50 Hz
Operating range factor control supply voltage rated value of magnet coil at AC	
• at 50 Hz	0.8 ... 1.1
Apparent pick-up power of magnet coil at AC	61 V·A
Inductive power factor with closing power of the coil	0.82
Apparent holding power of magnet coil at AC	7.8 V·A
Inductive power factor with the holding power of the coil	0.24

Auxiliary circuit	
Number of NC contacts	
• for auxiliary contacts	
— instantaneous contact	2
Number of NO contacts	
• for auxiliary contacts	
— instantaneous contact	2
Operating current at AC-12 maximum	10 A
Operating current at AC-15	
• at 230 V rated value	6 A
• at 400 V rated value	3 A
Operating current at DC-12	
• at 60 V rated value	6 A
• at 110 V rated value	3 A
• at 220 V rated value	1 A
Operating current at DC-13	
• at 24 V rated value	10 A
• at 60 V rated value	2 A
• at 110 V rated value	1 A
• at 220 V rated value	0.3 A
Contact reliability of auxiliary contacts	1 faulty switching per 100 million (17 V, 1 mA)

Short-circuit protection	
Design of the fuse link	

- for short-circuit protection of the main circuit
 - with type of coordination 1 required
 - with type of assignment 2 required
- for short-circuit protection of the auxiliary switch required

fuse gL/gG: 63 A
 fuse gL/gG: 25 A
 fuse gL/gG: 10 A



Installation/ mounting/ dimensions

Mounting type	screw and snap-on mounting onto 35 mm standard mounting rail according to DIN EN 50022
<ul style="list-style-type: none"> • Side-by-side mounting 	Yes
Height	85 mm
Width	45 mm
Depth	140 mm
Required spacing	
<ul style="list-style-type: none"> • for grounded parts <ul style="list-style-type: none"> — at the side 	6 mm

Connections/Terminals

Type of electrical connection	
<ul style="list-style-type: none"> • for main current circuit • for auxiliary and control current circuit 	<p>screw-type terminals</p> <p>screw-type terminals</p>
Type of connectable conductor cross-sections	
<ul style="list-style-type: none"> • for main contacts <ul style="list-style-type: none"> — solid — single or multi-stranded — finely stranded with core end processing • at AWG conductors for main contacts 	<p>2x (1 ... 2.5 mm²), 2x (2.5 ... 6 mm²), max. 2x 10 mm²</p> <p>2x (1 ... 2,5 mm²), 2x (2,5 ... 6 mm²), max. 2x 10 mm²</p> <p>2x (1 ... 2.5 mm²), 2x (2.5 ... 6 mm²)</p> <p>2x (16 ... 12), 2x (14 ... 10), 1x 8</p>
Type of connectable conductor cross-sections	
<ul style="list-style-type: none"> • for auxiliary contacts <ul style="list-style-type: none"> — solid — finely stranded with core end processing • at AWG conductors for auxiliary contacts 	<p>2x (0.5 ... 1.5 mm²), 2x (0.75 ... 2.5 mm²), max. 2x (0.75 ... 4 mm²)</p> <p>2x (0.5 ... 1.5 mm²), 2x (0.75 ... 2.5 mm²)</p> <p>2x (20 ... 16), 2x (18 ... 14), 1x 12</p>

Certificates/approvals

General Product Approval			Declaration of Conformity	Test Certificates	
 CCC	 CSA		 EG-Konf.	Typprüfbescheinigung/Werkszeugnis	spezielle Prüfbescheinigungen

Shipping Approval					other
 ABS	 DNV	 GL	 LRS	 RMRS	Bestätigungen

other	
Umweltbestätigung	sonstig

Further information

Information- and Downloadcenter (Catalogs, Brochures,...)

<http://www.siemens.com/industrial-controls/catalogs>

Industry Mall (Online ordering system)

<https://mall.industry.siemens.com/mall/en/en/Catalog/product?mlfb=3RT1023-1AP04-Z X95>

Cax online generator

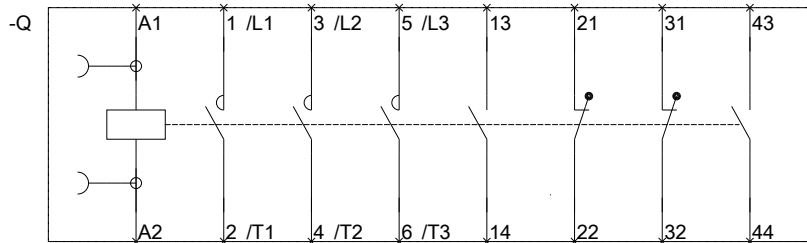
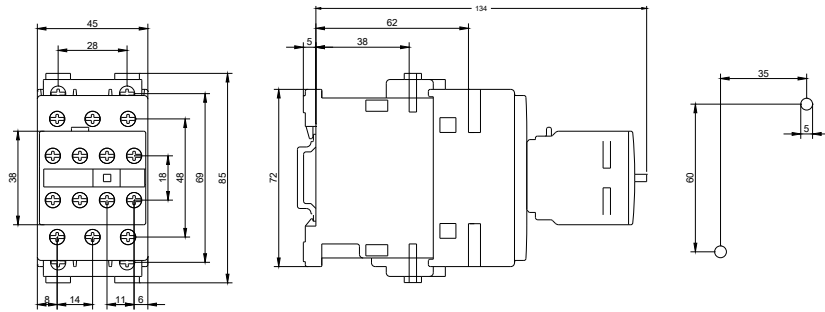
<http://support.automation.siemens.com/WW/CAXorder/default.aspx?lang=en&mlfb=3RT1023-1AP04-Z X95>

Service&Support (Manuals, Certificates, Characteristics, FAQs,...)

<https://support.industry.siemens.com/cs/ww/en/ps/3RT1023-1AP04-Z X95>

Image database (product images, 2D dimension drawings, 3D models, device circuit diagrams, EPLAN macros, ...)

http://www.automation.siemens.com/bilddb/cax_de.aspx?mlfb=3RT1023-1AP04-Z X95&lang=en



last modified:

10/17/2016