

withdrawable circuit breaker without guide frame 3-pole, size I, IEC
 $I_n=1000\text{A}$ to 690V, AC50/60Hz $I_{cu}=85\text{kA}$ at 500V rear connection
 horizontal Overcurrent release ETU 45 LSIN protection adjustable 0.4-1 in
 with cubicle bus Opt.: Comm. /measuring func./ground fault/ ZSS With
 manual operating mechanism with storage with mechanical request With
 1st auxiliary release Shunt release "F", F1 24 V DC; 100% ON period With
 2nd auxiliary release "R", F3 Undervoltage, instant. 24 V DC 4NO+4NC

Model	
product brand name	SENTRON
product designation	ACB
design of the product	IEC 60947-2
design of the actuating element	Pushbutton
type of the driving mechanism	Manual operating mechanism with mechanical closing
type of the driving mechanism / motor drive	No
design of the overcurrent release	ETU45B
General technical data	
number of poles	3
size of the circuit-breaker	1
utilization category	B
circuit-breaker / Design	3WL1
Voltage	
Rated insulation voltage U_i	1 000 V
insulation voltage / rated value	1 000 V
operating voltage	
• at AC / at 50/60 Hz / rated value	690 V
Protection class	
protection class IP	IP20
protection class IP / on the front	IP20
protection function of the overcurrent release	LSIN
Dissipation	
power loss [W]	
• for rated value of the current / at AC / in hot operating state / per pole	65 W
• maximum	195 W
Current	
operational current	
• at 40 °C / rated value	1 000 A
• at 45 °C / rated value	1 000 A
• at 50 °C / rated value	1 000 A
• at 55 °C / rated value	1 000 A
• at 60 °C / rated value	1 000 A
• at 65 °C / rated value	1 000 A
• at 70 °C / rated value	1 000 A
continuous current / rated value / maximum	1 000 A
continuous current / rated value	1 000 A
adjustable current response value current	
• of the current-dependent overload release / full-scale value	1 000 A
• of instantaneous short-circuit trip unit / minimum	1 500 A
• of instantaneous short-circuit trip unit / maximum	12 000 A
Main circuit	
operating frequency	
• 1 / rated value	50 Hz

• 2 / rated value	60 Hz	
Auxiliary circuit		
number of NC contacts / for auxiliary contacts	4	
number of NO contacts / for auxiliary contacts	4	
Suitability		
suitability for use	Plant / motor protection	
Adjustable parameters		
adjustable current response value current		
• of the L-trip / with I4t characteristic / initial value	400 A	
• of the L-trip / with I4t characteristic / full-scale value	1 000 A	
adjustable current response value current / of the current-dependent overload release / initial value	400 A	
Product details		
product component		
• trip indicator	Yes	
• voltage trigger	Yes	
• undervoltage release	Yes	
design of the auxiliary switch	4 NO + 4 NC	
product extension / optional / motor drive	Yes	
Product function		
product function		
• grounding protection	No	
• phase failure detection	Yes	
Display and operation		
display version	without display	
Short circuit		
breaking capacity operating short-circuit current (Ics)		
• at 415 V / rated value	85 kA	
• at 500 V / rated value	85 kA	
• at 690 V / rated value	66 kA	
breaking capacity maximum short-circuit current (Icu)		
• at 415 V / rated value	85 kA	
• at 500 V / rated value	85 kA	
• at 690 V / rated value	66 kA	
Connections		
arrangement of electrical connectors / for main current circuit	without guide frame	
type of electrical connection / for main current circuit	Blade contacts	
Mechanical Design		
height	411.5 mm	
width	311 mm	
depth	337 mm	
fastening method	drawer unit	
Environmental conditions		
ambient temperature / during operation		
• minimum	-20 °C	
• maximum	70 °C	
ambient temperature / during storage		
• minimum	-40 °C	
• maximum	70 °C	
General Product Approval	EMC	Declaration of Conformity



[Confirmation](#)



Test Certificates

Marine / Shipping

[Type Test Certificates/Test Report](#)

[Miscellaneous](#)

[Special Test Certificate](#)



Marine / Shipping

other



[CCS / China Classification Society](#)



[Environmental Confirmations](#)

[Confirmation](#)

[Miscellaneous](#)

other

Dangerous Good

[Miscellaneous](#)

[Transport Information](#)

Further information

Industry Mall (Online ordering system)

<https://mall.industry.siemens.com/mall/en/en/Catalog/product?mlfb=3WL1110-4EB35-1BJ4>

Service&Support (Manuals, Certificates, Characteristics, FAQs,...)

<https://support.industry.siemens.com/cs/ww/en/ps/3WL1110-4EB35-1BJ4>

Image database (product images, 2D dimension drawings, 3D models, device circuit diagrams, ...)

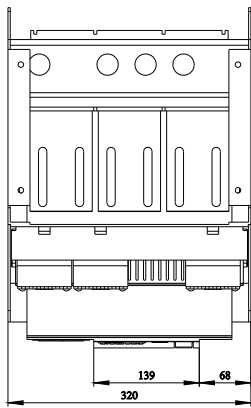

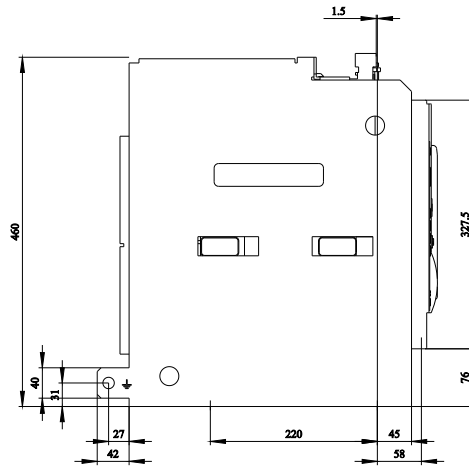
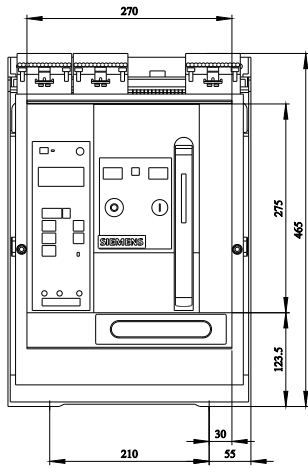
http://www.automation.siemens.com/bilddb/cax_en.aspx?mlfb=3WL1110-4EB35-1BJ4

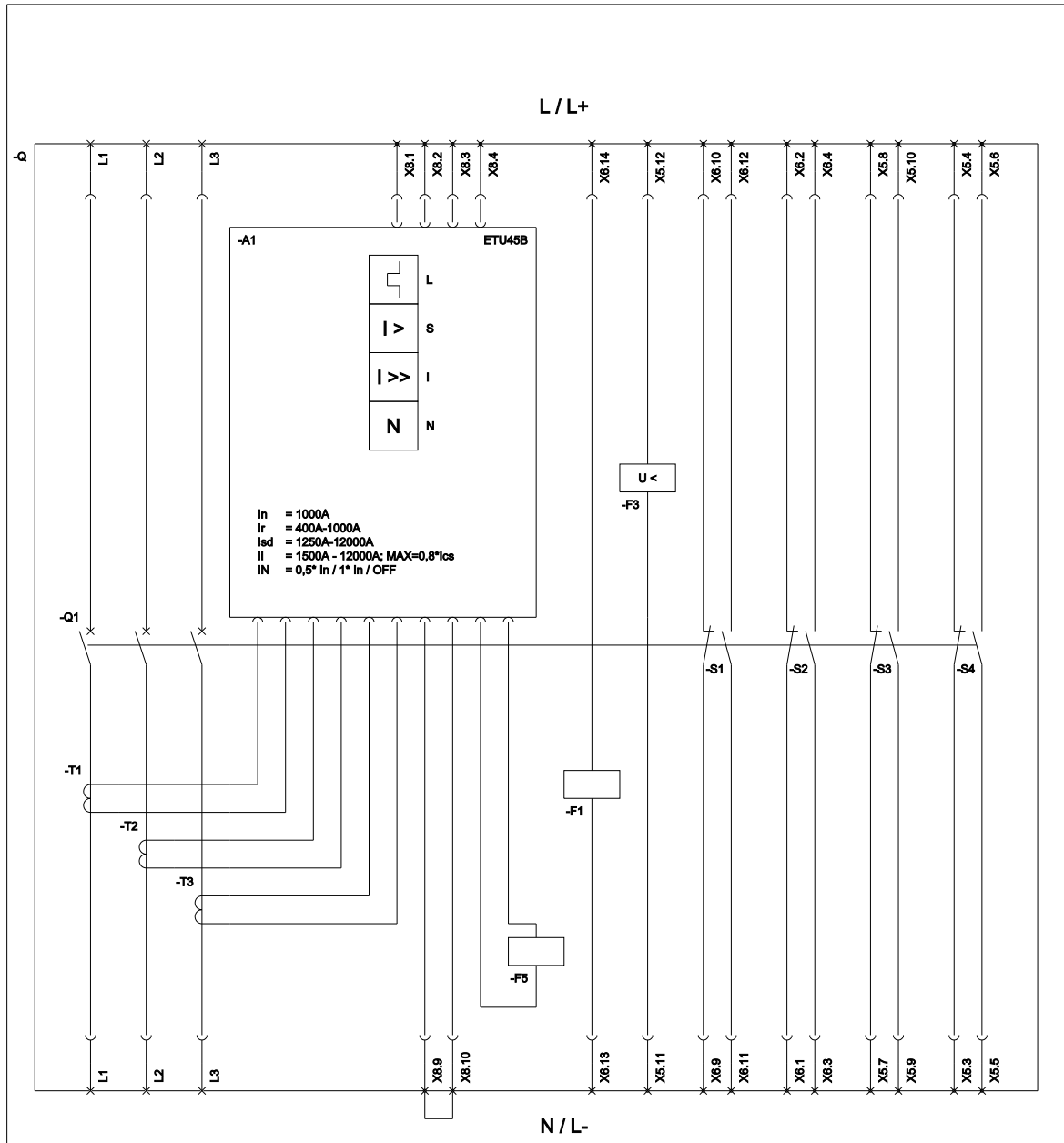
CAX-Online-Generator

<http://www.siemens.com/cax>

Tender specifications

<http://www.siemens.com/specifications>





L (Long Time Delay / Überlastschutz); S (Short Time Delay / Kurzschlusschutz, kurzzeitverzögert); I (Instantaneous / Kurzschlusschutz, unverzögert);
 N (Neutral Protection / Neutralleiterschutz); F1 (1st auxiliary release / Erster Hilfsauslöser); F3 (Undervoltage release / Unterspannungsauslöser);
 F5 (Maglatch for trip unit / Auslösemagnet); S1 - S8 (Auxiliary switch / Hilfschalter);

last modified:

8/4/2022

