

withdrawable circuit breaker without guide frame 3-pole, size II, IEC  
 $I_n=2500\text{A}$  to 690V, AC50/60Hz  $I_{cu}=66\text{kA}$  at 500V rear connection  
 horizontal Overcurrent release ETU 27 LSING protection adjustable 0.4-1  
 in Ground fault/N protection integrated With manual operating mechanism  
 with storage with mechanical request without 1st auxiliary release without  
 2nd auxiliary release 2NO+2NC

Model	
product brand name	SENTRON
product designation	ACB
design of the product	IEC 60947-2
design of the actuating element	Pushbutton
type of the driving mechanism	Manual operating mechanism with mechanical closing
type of the driving mechanism / motor drive	No
design of the overcurrent release	ETU27B
General technical data	
number of poles	3
size of the circuit-breaker	2
utilization category	B
circuit-breaker / Design	3WL1
Voltage	
Rated insulation voltage $U_i$	1 000 V
insulation voltage / rated value	1 000 V
operating voltage	
• at AC / at 50/60 Hz / rated value	690 V
Protection class	
protection class IP	IP20
protection class IP / on the front	IP20
protection function of the overcurrent release	LSING
Dissipation	
power loss [W]	
• for rated value of the current / at AC / in hot operating state / per pole	173.3 W
• maximum	520 W
Current	
operational current	
• at 40 °C / rated value	2 500 A
• at 45 °C / rated value	2 500 A
• at 50 °C / rated value	2 500 A
• at 55 °C / rated value	2 500 A
• at 60 °C / rated value	2 500 A
• at 65 °C / rated value	2 500 A
• at 70 °C / rated value	2 280 A
continuous current / rated value / maximum	2 500 A
continuous current / rated value	2 500 A
adjustable current response value current	
• of the current-dependent overload release / full-scale value	2 500 A
• of instantaneous short-circuit trip unit / minimum	50 000 A
• of instantaneous short-circuit trip unit / maximum	50 000 A
Main circuit	
operating frequency	
• 1 / rated value	50 Hz
• 2 / rated value	60 Hz

Auxiliary circuit			
number of NC contacts / for auxiliary contacts	2		
number of NO contacts / for auxiliary contacts	2		
Suitability			
suitability for use	Plant / motor protection		
Adjustable parameters			
adjustable current response value current / of the current-dependent overload release / initial value	1 000 A		
Product details			
product component			
• trip indicator	Yes		
• voltage trigger	No		
• undervoltage release	No		
design of the auxiliary switch	2 NO + 2 NC		
product extension / optional / motor drive	Yes		
Product function			
product function			
• grounding protection	Yes		
• phase failure detection	Yes		
Display and operation			
display version	without display		
Short circuit			
breaking capacity operating short-circuit current (Ics)			
• at 415 V / rated value	66 kA		
• at 500 V / rated value	66 kA		
• at 690 V / rated value	50 kA		
breaking capacity maximum short-circuit current (Icu)			
• at 415 V / rated value	66 kA		
• at 500 V / rated value	66 kA		
• at 690 V / rated value	50 kA		
Connections			
arrangement of electrical connectors / for main current circuit	without guide frame		
type of electrical connection / for main current circuit	Blade contacts		
Mechanical Design			
height	411.5 mm		
width	451 mm		
depth	337 mm		
fastening method	drawer unit		
Environmental conditions			
ambient temperature / during operation			
• minimum	-20 °C		
• maximum	70 °C		
ambient temperature / during storage			
• minimum	-40 °C		
• maximum	70 °C		
General Product Approval		EMC	Declaration of Conformity



[Confirmation](#)



Test Certificates

Marine / Shipping

[Miscellaneous](#)

[Special Test Certificate](#)

[Type Test Certificates/Test Report](#)



## Marine / Shipping

other



[CCS / China Classification Society](#)

[Miscellaneous](#)

[Confirmation](#)

[Environmental Confirmations](#)

[Miscellaneous](#)

## Dangerous Good

[Transport Information](#)

## Further information

**Industry Mall (Online ordering system)**

<https://mall.industry.siemens.com/mall/en/en/Catalog/product?mlfb=3WL1225-2DG35-1AA2>

**Service&Support (Manuals, Certificates, Characteristics, FAQs,...)**

<https://support.industry.siemens.com/cs/ww/en/ps/3WL1225-2DG35-1AA2>

**Image database (product images, 2D dimension drawings, 3D models, device circuit diagrams, ...)**

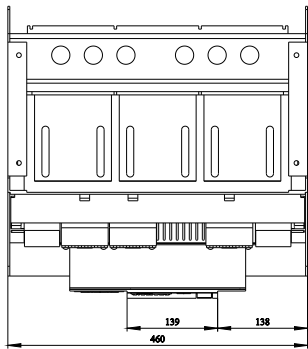
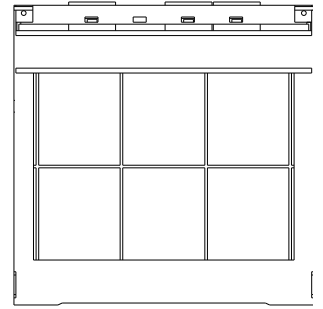
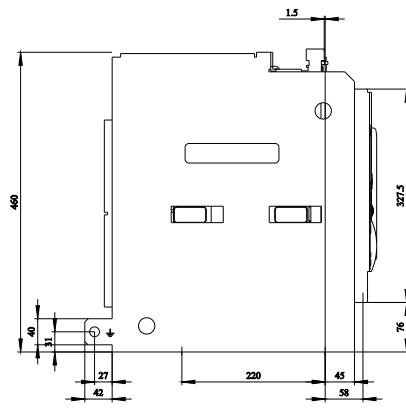
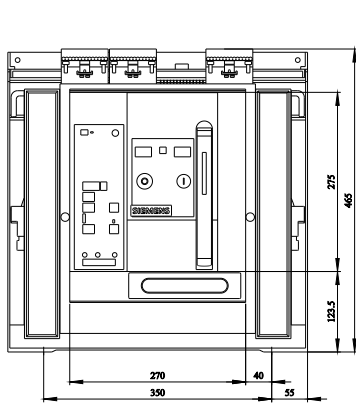
[http://www.automation.siemens.com/bilddb/cax\\_en.aspx?mlfb=3WL1225-2DG35-1AA2](http://www.automation.siemens.com/bilddb/cax_en.aspx?mlfb=3WL1225-2DG35-1AA2)

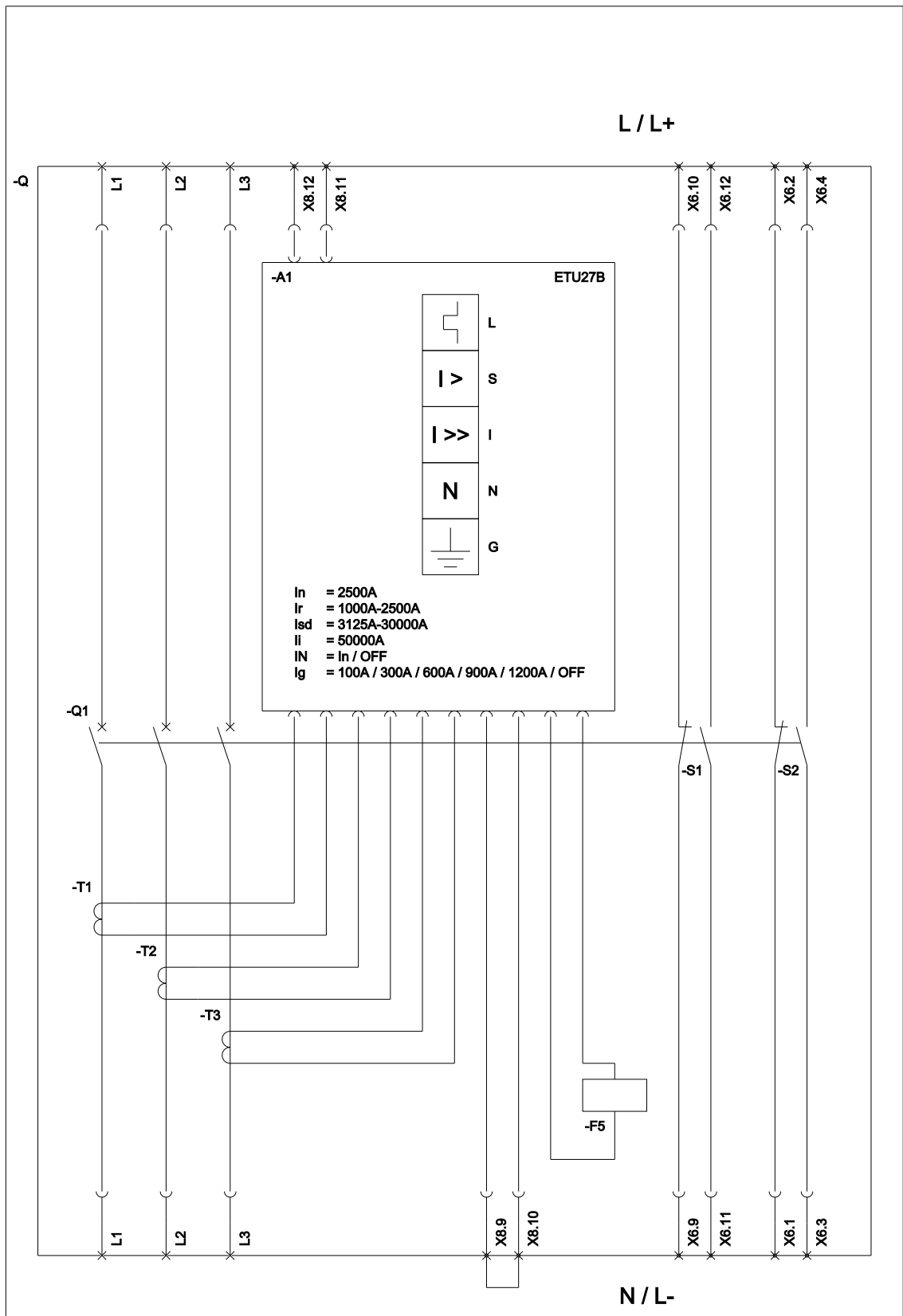
**CAX-Online-Generator**

<http://www.siemens.com/cax>

**Tender specifications**

<http://www.siemens.com/specifications>





L (Long Time Delay / Überlastschutz); S (Short Time Delay / Kurzschlusschutz, kurzzeitverzögert);  
 I (Instantaneous / Kurzschlusschutz, unverzögert); N (Neutral Protection / Neutralleiterschutz);  
 G (Ground Fault Protection / Erdschlusschutz); F5 (Maglatch for trip unit / Auslösemagnet); S1 - S8 (Auxiliary switch / Hilfsschalter);



last modified:

3/12/2020 