

CONTACTOR, AC-3 3 KW/400 V, 1 NC, DC 24 V, 3-POLE, SIZE S00, CAGE CLAMP CONNECTION MULTI PACKING PACK = 144 UNITS




Figure similar

product brand name	SIRIUS
Product designation	power contactor
General technical data	
Size of contactor	S00
Degree of pollution	3
Protection class IP	
• on the front	IP20
• of the terminal	IP20
Mechanical service life (switching cycles)	
• of contactor typical	30 000 000
• of the contactor with added electronics-compatible auxiliary switch block typical	5 000 000
• of the contactor with added auxiliary switch block typical	10 000 000
Ambient conditions	
Installation altitude at height above sea level maximum	2 000 m

Ambient temperature	
<ul style="list-style-type: none"> during operation 	-25 ... +60 °C
Main circuit	
Number of poles for main current circuit	3
Number of NO contacts for main contacts	3
Number of NC contacts for main contacts	0
Operating current	
<ul style="list-style-type: none"> at AC-1 at 400 V <ul style="list-style-type: none"> — at ambient temperature 40 °C rated value 	18 A
<ul style="list-style-type: none"> at AC-1 <ul style="list-style-type: none"> — up to 690 V at ambient temperature 40 °C rated value 	18 A
<ul style="list-style-type: none"> — up to 690 V at ambient temperature 60 °C rated value 	16 A
<ul style="list-style-type: none"> at AC-3 <ul style="list-style-type: none"> — at 400 V rated value 	7 A
Operating current	
<ul style="list-style-type: none"> at 1 current path at DC-1 <ul style="list-style-type: none"> — at 24 V rated value 	15 A
<ul style="list-style-type: none"> — at 110 V rated value 	1.5 A
<ul style="list-style-type: none"> with 2 current paths in series at DC-1 <ul style="list-style-type: none"> — at 24 V rated value 	15 A
<ul style="list-style-type: none"> — at 110 V rated value 	8.4 A
<ul style="list-style-type: none"> with 3 current paths in series at DC-1 <ul style="list-style-type: none"> — at 24 V rated value 	15 A
<ul style="list-style-type: none"> — at 110 V rated value 	15 A
Operating current	
<ul style="list-style-type: none"> at 1 current path at DC-3 at DC-5 <ul style="list-style-type: none"> — at 24 V rated value 	15 A
<ul style="list-style-type: none"> — at 110 V rated value 	0.1 A
<ul style="list-style-type: none"> with 2 current paths in series at DC-3 at DC-5 <ul style="list-style-type: none"> — at 110 V rated value 	0.25 A
<ul style="list-style-type: none"> — at 24 V rated value 	15 A
<ul style="list-style-type: none"> with 3 current paths in series at DC-3 at DC-5 <ul style="list-style-type: none"> — at 110 V rated value 	15 A
<ul style="list-style-type: none"> — at 24 V rated value 	15 A
Operating power	
<ul style="list-style-type: none"> at AC-1 <ul style="list-style-type: none"> — at 400 V rated value 	11 kW
<ul style="list-style-type: none"> at AC-2 at 400 V rated value 	3 kW
<ul style="list-style-type: none"> at AC-3 	

— at 400 V rated value	3 kW
— at 500 V rated value	3.5 kW
— at 690 V rated value	4 kW
Power loss [W] at AC-3 at 400 V for rated value of the operating current per conductor	0.42 W

Control circuit/ Control	
Type of voltage of the control supply voltage	DC
Control supply voltage at DC	
• rated value	24 V
Operating range factor control supply voltage rated value of magnet coil at DC	0.85 ... 1.1
Closing power of magnet coil at DC	3.3 W
Holding power of magnet coil at DC	3.3 W

Auxiliary circuit	
Number of NC contacts	
• for auxiliary contacts	
— instantaneous contact	1
Number of NO contacts	
• for auxiliary contacts	
— instantaneous contact	0
Operating current at AC-12 maximum	10 A
Operating current at AC-15	
• at 230 V rated value	6 A
• at 400 V rated value	3 A
Operating current at DC-12	
• at 60 V rated value	6 A
• at 110 V rated value	3 A
• at 220 V rated value	1 A
Operating current at DC-13	
• at 24 V rated value	10 A
• at 60 V rated value	2 A
• at 110 V rated value	1 A
• at 220 V rated value	0.3 A
Contact reliability of auxiliary contacts	1 faulty switching per 100 million (17 V, 1 mA)

Short-circuit protection	
Design of the fuse link	
• for short-circuit protection of the main circuit	
— with type of coordination 1 required	fuse gL/gG: 35 A
— with type of assignment 2 required	fuse gL/gG: 20 A
• for short-circuit protection of the auxiliary switch required	fuse gL/gG: 10 A

Installation/ mounting/ dimensions

Mounting type	screw and snap-on mounting onto 35 mm standard mounting rail according to DIN EN 50022
• Side-by-side mounting	Yes
Height	60 mm
Width	45 mm
Depth	73 mm
Required spacing	
• for grounded parts — at the side	6 mm

Connections/Terminals

Type of electrical connection	
• for main current circuit	spring-loaded terminals
• for auxiliary and control current circuit	spring-loaded terminals
Type of connectable conductor cross-sections	
• for main contacts	
— solid	2x (0.25 ... 2.5 mm ²)
— single or multi-stranded	2x (0,25 ... 2,5 mm ²)
— finely stranded with core end processing	2x (0.25 ... 1.5 mm ²)
— finely stranded without core end processing	2x (0.25 ... 2.5 mm ²)
• at AWG conductors for main contacts	2x (24 ... 14)
Type of connectable conductor cross-sections	
• for auxiliary contacts	
— solid	2x (0.25 ... 2.5 mm ²)
— finely stranded with core end processing	2x (0.25 ... 1.5 mm ²)
— finely stranded without core end processing	2x (0.25 ... 2.5 mm ²)
• at AWG conductors for auxiliary contacts	2x (24 ... 14)

Certificates/approvals

General Product Approval	Functional Safety/Safety of Machinery	Declaration of Conformity
--------------------------	---------------------------------------	---------------------------



[Baumusterprüfbescheinigung](#)



Test Certificates	Shipping Approval
-------------------	-------------------

[spezielle Prüfbescheinigung](#)
[n](#)

[sonstig](#)



Shipping Approval	other
-------------------	-------



[Umweltbestätigung](#)

[Bestätigungen](#)

[sonstig](#)

Further information

Information- and Downloadcenter (Catalogs, Brochures,...)

<http://www.siemens.com/industrial-controls/catalogs>

Industry Mall (Online ordering system)

<https://mall.industry.siemens.com/mall/en/en/Catalog/product?mlfb=3RT1015-2BB42-Z W95>

Cax online generator

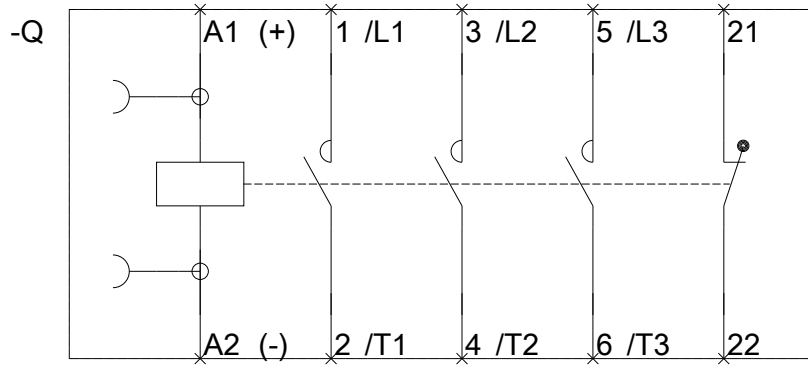
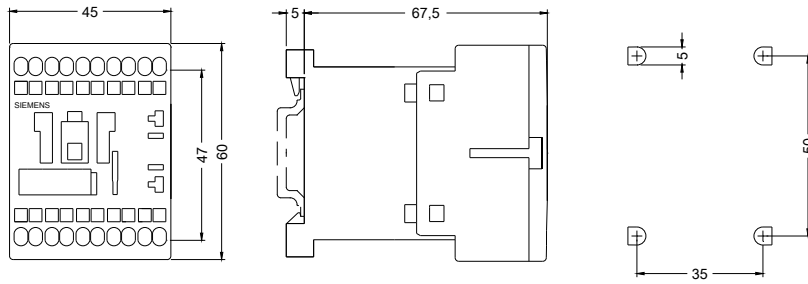
<http://support.automation.siemens.com/WW/CAXorder/default.aspx?lang=en&mlfb=3RT1015-2BB42-Z W95>

Service&Support (Manuals, Certificates, Characteristics, FAQs,...)

<https://support.industry.siemens.com/cs/ww/en/ps/3RT1015-2BB42-Z W95>

Image database (product images, 2D dimension drawings, 3D models, device circuit diagrams, EPLAN macros, ...)

http://www.automation.siemens.com/bilddb/cax_de.aspx?mlfb=3RT1015-2BB42-Z W95&lang=en



last modified:

10/17/2016