


SWITCH-DISCONNECTOR 1000A, FRAME SIZE 4, 4-POLE FRONT OPERATING LEFT COMPLETE ASSEMBLY DIRECT OPERATING MECHANISM GREY FLAT TERMINAL



Model	
product brand name	SENTRON
product designation	3KD switch disconnecter
design of the product	Switch
display version for switch position indicator manual operation	ON-OFF-TEST
design of the actuating element	Long rotary knob
type of the driving mechanism	Front operating mechanism
type of the driving mechanism motor drive	No
General technical data	
number of poles	4
type of device	fixed mounting
size of switch disconnecter	4
mechanical service life (operating cycles) typical	8 000
electrical endurance (operating cycles)	
• at AC-23 A at 690 V	500
• at DC-23 A at 440 V	500
I ² t value	
• with closed switch at 1000 V for combination switch +gG/aM SITOR fuse maximum	647 250 A ² ·s
• of the fuse at 500 V maximum permissible	19 000 000 A ² ·s
• of the gG fuse at 690 V maximum permissible	5 000 000 A ² ·s
• of the gG/aM SITOR fuse at 1000 V maximum permissible	520 000 A ² ·s
• of the molded case circuit breaker at 415 V maximum permissible	16 000 000 A ² ·s
position of the switch operating mechanism	at the left end
overvoltage in percent relative to the operating voltage at AC at 400, 500, 690 V at 50/60 Hz	10 %
overvoltage category	IV
degree of pollution	3
Voltage	
operating voltage with current paths in series	
• with degree of pollution 2 at DC rated value	440 V / 3
• with degree of pollution 3 at DC rated value	440 V / 3
insulation voltage	
• rated value	1 000 V
surge voltage resistance rated value	12 kV
Protection class	
protection class IP	IP00
protection class IP	
• with closed switch with cover or cable lug cover	IP20

- on the front

IP00

Dissipation

power loss [W]	
<ul style="list-style-type: none"> • with conventional rated thermal current per pole 	35 W
<ul style="list-style-type: none"> • with conventional rated thermal current per device 	140 W
<ul style="list-style-type: none"> • for rated value of the current at AC in hot operating state per pole 	35 W

Main circuit

operating power	
<ul style="list-style-type: none"> • at AC-23 A at 500 V rated value 	710 kW
operational current rated value	800 A

Auxiliary circuit

number of connected NC contacts for auxiliary contacts	0
number of connected NO contacts for auxiliary contacts	0
number of connected CO contacts for auxiliary contacts	0
number of CO contacts for auxiliary contacts	0
number of NC contacts for auxiliary contacts	8
number of NO contacts for auxiliary contacts	8

Suitability

suitability for use	
<ul style="list-style-type: none"> • main switch 	Yes
<ul style="list-style-type: none"> • switch disconnecter 	Yes
<ul style="list-style-type: none"> • EMERGENCY OFF switch 	No
<ul style="list-style-type: none"> • safety switch 	Yes
<ul style="list-style-type: none"> • maintenance/repair switch 	Yes

Product details

product component	
<ul style="list-style-type: none"> • trip indicator 	No
<ul style="list-style-type: none"> • voltage trigger 	No
<ul style="list-style-type: none"> • undervoltage release 	No
<ul style="list-style-type: none"> • undervoltage release with leading contact 	No
product extension auxiliary switch	Yes
product extension optional	
<ul style="list-style-type: none"> • motor drive 	No
<ul style="list-style-type: none"> • voltage trigger 	No

Short circuit

short-time withstand current (I _{cw}) at 1000 V AC/440 V DC limited to 1 s rated value	30 kA
short-circuit current making capacity (I _{cm}) for switch disconnecter	
<ul style="list-style-type: none"> • at 1000 V AC without fuse link rated value minimum 	80 kA
<ul style="list-style-type: none"> • at DC 440 V without fuse link rated value minimum 	42.6 kA
<ul style="list-style-type: none"> • without fuse link rated value minimum 	80 kA
conditional short-circuit current with line-side fuse protection	
<ul style="list-style-type: none"> • at 415 V by molded case circuit breaker rated value 	65 kA
<ul style="list-style-type: none"> • at 500 V by gG fuse rated value 	100 kA
<ul style="list-style-type: none"> • at 690 V by gG fuse rated value 	100 kA

Connections

type of connectable conductor cross-sections for aluminum conductor	
<ul style="list-style-type: none"> • stranded with lug 	1x (25 ... 240 mm ²), 2x (25 ... 240 mm ²)
type of connectable conductor cross-sections	
<ul style="list-style-type: none"> • with combination of Al conductor+switch 	620A / 2x 240 mm ²
<ul style="list-style-type: none"> • for copper busbar 	1x (40x10 mm ²), 2x (50x6 mm ²)
type of connectable conductor cross-sections for copper conductor	
<ul style="list-style-type: none"> • stranded with lug according to DIN 46234 	1x (25 ... 240 mm ²), 2x (25 ... 240 mm ²)
<ul style="list-style-type: none"> • stranded with lug according to DIN 46235 	1x (25 ... 240 mm ²), 2x (25 ... 240 mm ²)
type of electrical connection for main current circuit	flat connector

Mechanical Design

height	235 mm
width	320 mm

depth	166.5 mm
fastening method	screw fixing
fastening method	
<ul style="list-style-type: none"> • 4-hole front mounting • front mounting with central attachment • rail mounting 	No
	No
	No
mounting position	any
net weight	9 340 g

Environmental conditions

ambient temperature during operation	
<ul style="list-style-type: none"> • minimum • maximum 	-25 °C 70 °C
ambient temperature during storage	
<ul style="list-style-type: none"> • minimum • maximum 	-50 °C 80 °C

Certificates

reference code according to IEC 81346-2	Q
---	---

General Product Approval	Declaration of Conformity
--------------------------	---------------------------

[Confirmation](#)



[Miscellaneous](#)



Declaration of Conformity	Marine / Shipping	other	Environment
---------------------------	-------------------	-------	-------------



EG-Konf.



LRS

[Miscellaneous](#)

[Confirmation](#)

[Environmental Confirmations](#)

Further information

Siemens has decided to exit the Russian market (see here).

<https://press.siemens.com/global/en/pressrelease/siemens-wind-down-russian-business>

Siemens is working on the renewal of the current EAC certificates.

Please contact your local Siemens office on the status of validity of the EAC certification if you intend to import or offer to supply these products to an EAC relevant market (other than the sanctioned EAEU member states Russia or Belarus).

Information on the packaging

<https://support.industry.siemens.com/cs/ww/en/view/109813875>

Information- and Downloadcenter (Catalogs, Brochures,...)

<http://www.siemens.com/lowvoltage/catalogs>

Industry Mall (Online ordering system)

<https://mall.industry.siemens.com/mall/en/en/Catalog/product?mfb=3KD5042-0QE10-0>

Service&Support (Manuals, Certificates, Characteristics, FAQs,...)

<https://support.industry.siemens.com/cs/ww/en/ps/3KD5042-0QE10-0>

Image database (product images, 2D dimension drawings, 3D models, device circuit diagrams, ...)

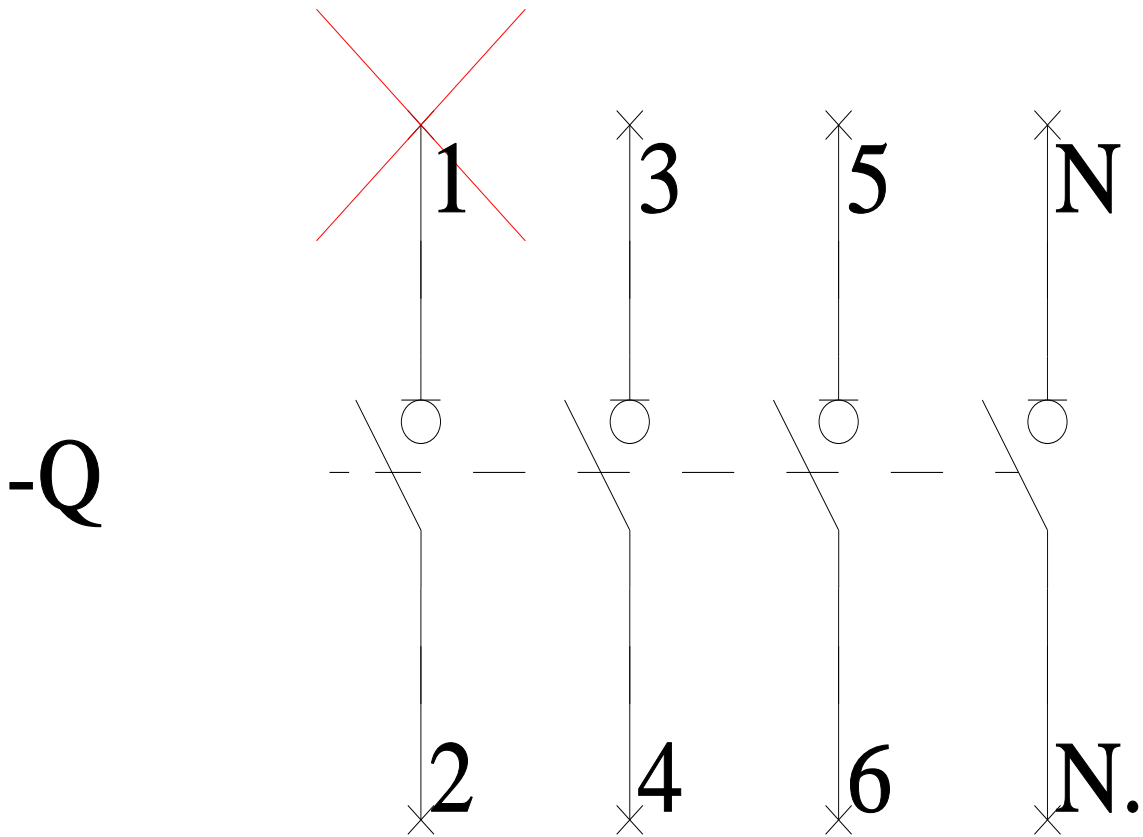
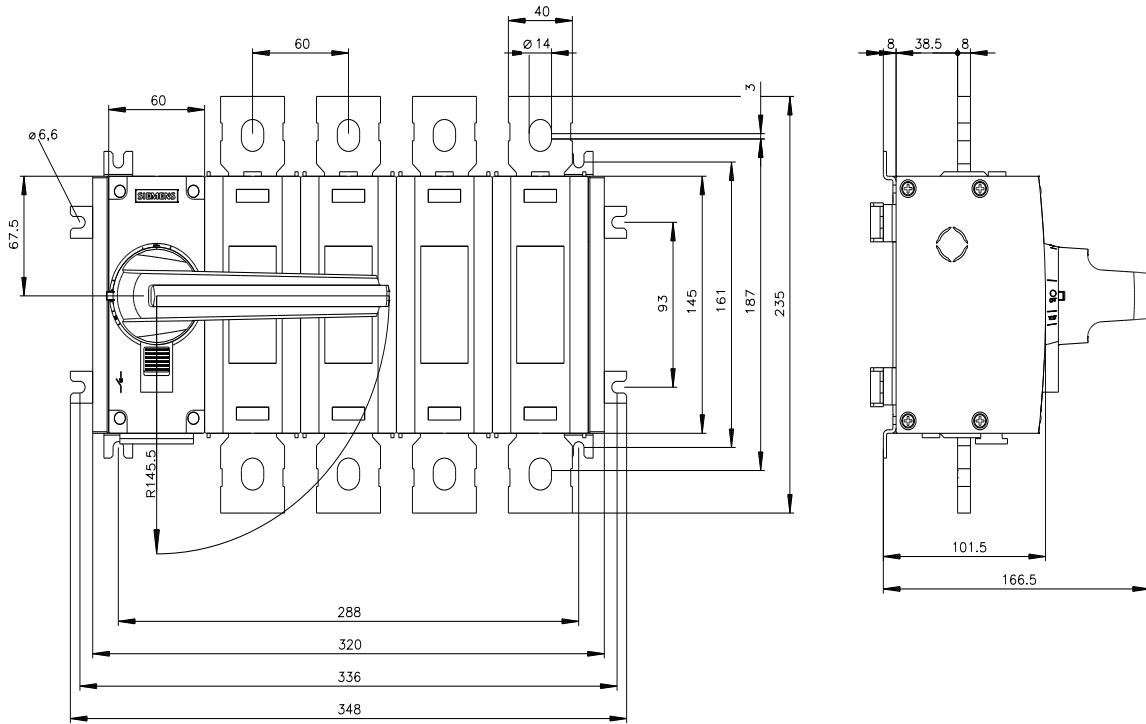
http://www.automation.siemens.com/bilddb/cax_en.aspx?mfb=3KD5042-0QE10-0

CAX-Online-Generator

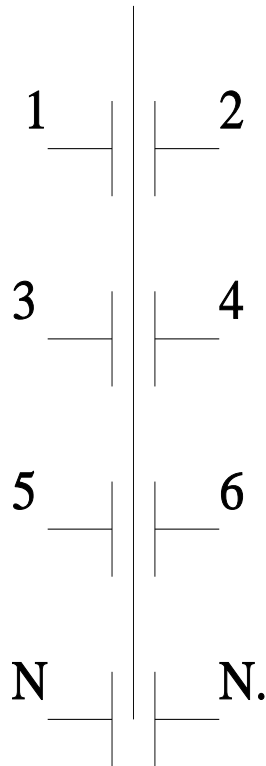
<http://www.siemens.com/cax>

Tender specifications

<http://www.siemens.com/specifications>



-CR



last modified:

8/1/2022 

