

Data sheet for three-phase Squirrel-Cage-Motors SIMOTICS



Motor type : 1AV3130A

SIMOTICS GP - 132 S - IM B3 - 2p

| | | |
|------------------|-----------------|-----------|
| Client order no. | Item-No. | Offer no. |
| Order no. | Consignment no. | Project |
| Remarks | | |

Electrical data

Safe Area

| U [V] | Δ / Y | f [Hz] | P [kW] | P [hp] | I [A] | n [1/min] | M [Nm] | $\eta^{3)}$ | | | $\cos\phi^{3)}$ | | | I_A/I_N I_f/I_N | M_A/M_N T_f/T_N | M_K/M_N T_B/T_N | IE-CL |
|--|--------------|-----------|-----------|-----------|----------|--------------|-----------|--------------|------|--|-----------------|------|------|------------------------|------------------------|------------------------|-------|
| | | | | | | | | 4/4 | 3/4 | 2/4 | 4/4 | 3/4 | 2/4 | | | | |
| DOL duty (S1) - 155(F) to 130(B) | | | | | | | | | | | | | | | | | |
| 400 | Δ | 50 | 5.50 | -/- | 10.10 | 2945 | 17.8 | 89.2 | 89.5 | 88.6 | 0.88 | 0.84 | 0.73 | 8.9 | 2.5 | 3.8 | IE3 |
| 690 | Y | 50 | 5.50 | -/- | 5.90 | 2945 | 17.8 | 89.2 | 89.5 | 88.6 | 0.88 | 0.84 | 0.73 | 8.9 | 2.5 | 3.8 | IE3 |
| 460 | Δ | 60 | 6.30 | -/- | 10.00 | 3540 | 17.0 | 88.5 | 89.0 | 88.1 | 0.89 | 0.84 | 0.75 | 9.9 | 2.6 | 4.0 | IE2 |
| 460 | Δ | 60 | 5.50 | -/- | 8.90 | 3550 | 14.8 | 89.5 | 89.0 | 87.0 | 0.87 | 0.82 | 0.71 | 11.1 | 3.0 | 4.6 | IE3 |
| IM B3 / IM 1001 | | FS 132 S | | IP55 | | UKCA | | IEC/EN 60034 | | IEC, DIN, ISO, VDE, EN | | | | | | | |
| Environmental conditions : -20 °C - +40 °C / 1,000 m | | | | | | | | | | Locked rotor time (hot / cold) : 10.8 s 14.7 s | | | | | | | |

Mechanical data




| | | | | |
|--|--------------------------------|--------------------------------|---------------------------------|--|
| Sound level (SPL / SWL) at 50Hz 60Hz | 69 / 77 dB(A) ^{2) 3)} | 74 / 82 dB(A) ^{2) 3)} | Vibration severity grade | A |
| Moment of inertia | 0.0168 kg m ² | | Thermal class | F |
| Bearing DE NDE | 6208 2Z C3 | 6208 2Z C3 | Duty type | S1 |
| bearing lifetime | | | Direction of rotation | bidirectional |
| L_{10mh} , $F_{Rad min}$ 50 60Hz ¹⁾ for coupling operation | 40000 h | 32000 h | Frame material | aluminum |
| Regreasing device | Without | | Net weight of the motor (IM B3) | 48 kg |
| Grease nipple | -/- | | Coating (paint finish) | Standard paint finish C2 |
| Type of bearing | Preloaded bearing DE | | Color, paint shade | RAL7030 |
| Condensate drainage holes | Without | | Motor protection | (B) 3 PTC thermistors - for tripping (2 terminals) |
| External earthing terminal | Without | | Method of cooling | IC411 - self ventilated, surface cooled |

Terminal box

| | | | |
|--------------------------|-----------|--------------------------------|---------------------|
| Terminal box position | top | Max. cross-sectional area | 6 mm ² |
| Material of terminal box | Aluminium | Cable diameter from ... to ... | 11 mm - 21 mm |
| Type of terminal box | TB1 H00 | Cable entry | 2xM32x1,5-1xM16x1,5 |
| Contact screw thread | M4 | Cable gland | 3 plugs |

Notes:

I_A/I_N = locked rotor current / current nominal
 M_A/M_N = locked rotor torque / torque nominal
 M_K/M_N = break down torque / nominal torque
 1) L10mh according to DIN ISO 281 10/2010
 2) at rated power / at full load
 3) Value is valid only for DOL operation with motor design IC411

| | | | | | |
|--|--|-------------------------------|----------------|---|---|
| responsible dep. DI MC LVM | technical reference | created by DT Configurator | approved by | <i>Technical data are subject to change! There may be discrepancies between calculated and rating plate values.</i> | Link documents  |
|  | document type datasheet | document status released | |  | |
| | title 1LE1003-1CA03-4AB4-Z B07+H01+M11+Y84 | document number | | | |
| © Siemens AG 2023 | rev. 943 | creation date 2023-05-29 | language en | Page 1/2 | |

Data sheet for three-phase Squirrel-Cage-Motors SIMOTICS




Motor type : 1AV3130A

SIMOTICS GP - 132 S - IM B3 - 2p

Special design

| | | | |
|-----|---|-----|--|
| B07 | Supplementary plate, voltage tolerance | M11 | Stainless steel rating plate |
| H01 | Bolted on mounting feet (instead of cast) | Y84 | Additional data on the rating plate and on the packing label : |

Notes:

| | | | | | |
|-------------------------------|--|-------------------------------|----------------|--|--------------------------------|
| responsible dep. DI MC LVM | technical reference | created by DT Configurator | approved by | Technical data are subject to change! There may be discrepancies between calculated and rating plate values. | Link documents |
| SIEMENS | document type datasheet | document status released | |  | |
| | title 1LE1003-1CA03-4AB4-Z B07+H01+M11+Y84 | document number | | | |
| © Siemens AG 2023 | rev. 943 | creation date 2023-05-29 | language en | Page 2/2 | |