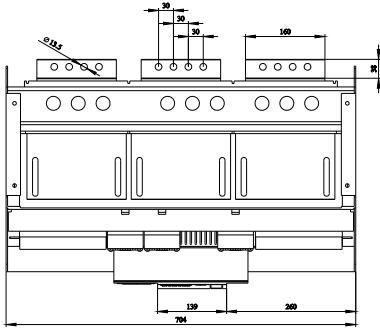
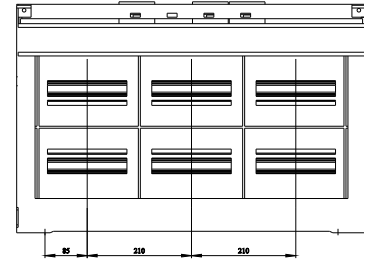
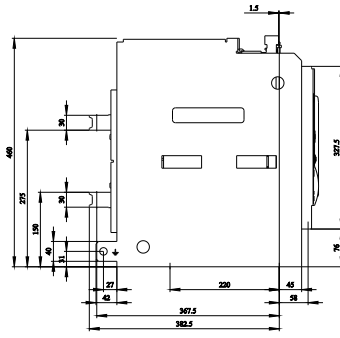
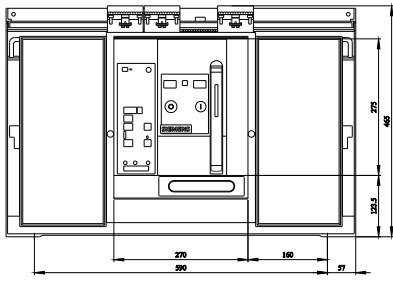
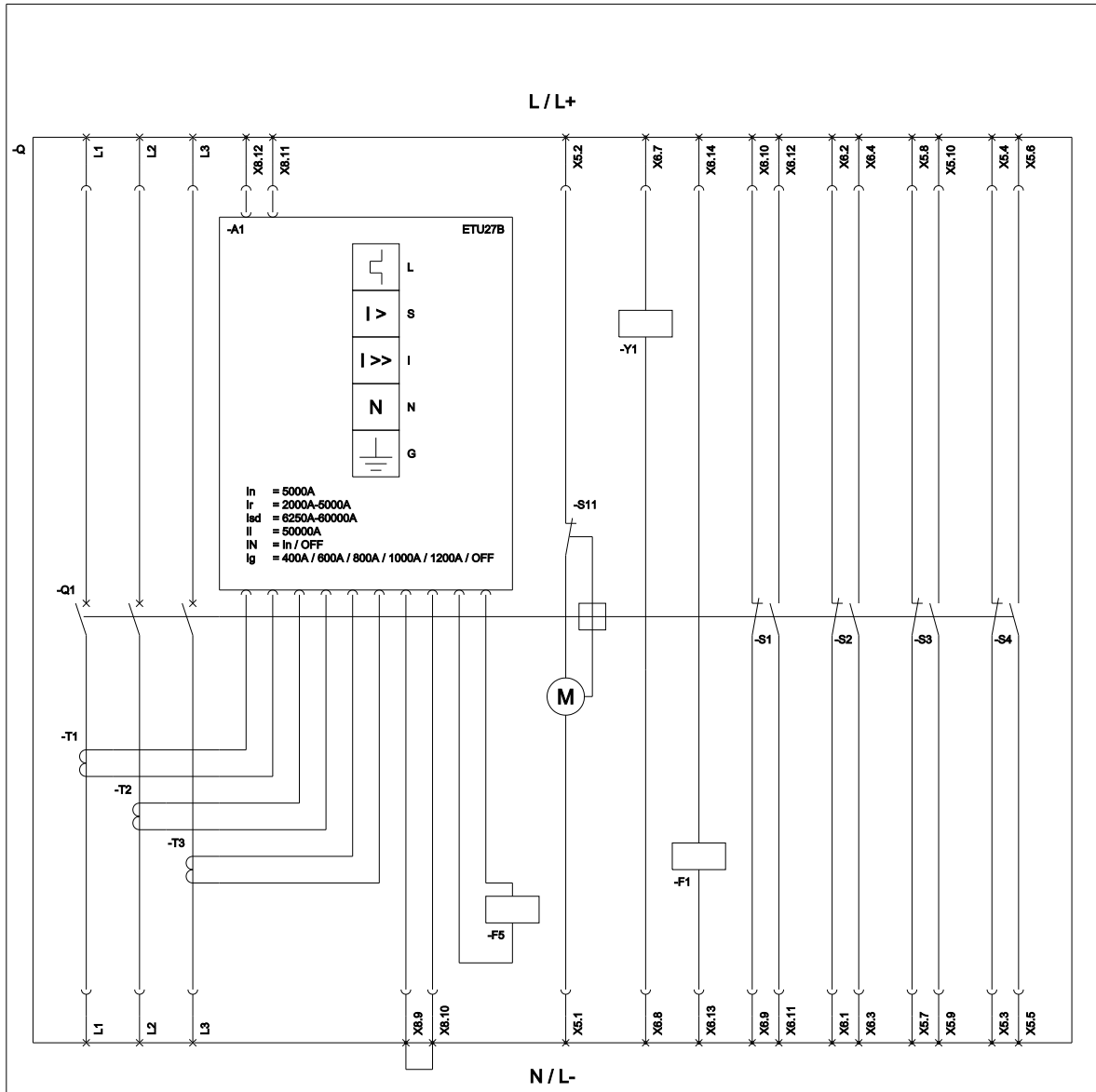


withdrawable circuit breaker with guide frame 3-pole, size iii, IEC In=5000A to 690V, AC50/60Hz Icu=100kA at 500V rear connection horizontal Overcurrent release ETU 27 LSING protection adjustable 0.4-1 in Ground fault/N protection integrated Motorized/manual operating mechanism with spring charging motor AC 50/60 Hz 110-127 V AC or 110-125 V DC Activation 50/60 Hz 110 V AC, 110 V DC With 1st auxiliary release Shunt release "F", F1 50/60 Hz 110 V AC/110 V DC, 100% on-load factor without 2nd auxiliary release 4NO+4NC

Model	
product brand name	SENTRON
product designation	ACB
design of the product	IEC 60947-2
design of the actuating element	Pushbutton
type of the driving mechanism	Manual/motorized operating mechanism with mechanical and electrical closing
type of the driving mechanism / motor drive	Yes
design of the overcurrent release	ETU27B
General technical data	
number of poles	3
size of the circuit-breaker	3
utilization category	B
circuit-breaker / Design	3WL1
Voltage	
Rated insulation voltage Ui	1 000 V
insulation voltage / rated value	1 000 V
operating voltage	
• at AC / at 50/60 Hz / rated value	690 V
Protection class	
protection class IP	IP20
• protection class IP / on the front	IP20
• protection function of the overcurrent release	LSING
Dissipation	
power loss [W]	
• for rated value of the current / at AC / in hot operating state / per pole	350 W
• maximum	1 050 W
Main circuit	
operating frequency	
• 1 / rated value	50 Hz
• 2 / rated value	60 Hz
Auxiliary circuit	
number of NC contacts / for auxiliary contacts	4
number of NO contacts / for auxiliary contacts	4
Suitability	
suitability for use	Plant / motor protection
Product details	
product component	
• trip indicator	Yes
• voltage trigger	Yes
• undervoltage release	No
design of the auxiliary switch	4 NO + 4 NC
product extension / optional / motor drive	No
Product function	
product function	
• grounding protection	Yes

• phase failure detection	Yes
Display and operation	
display version	without display
Short circuit	
operating short-circuit current breaking capacity (Ics)	
• at 415 V / rated value	100 kA
• at 500 V / rated value	100 kA
• at 690 V / rated value	85 kA
maximum short-circuit current breaking capacity (Icu)	
• at 415 V / rated value	100 kA
• at 500 V / rated value	100 kA
• at 690 V / rated value	85 kA
Connections	
arrangement of electrical connectors / for main current circuit	Main connection rear side horizontal
type of electrical connection / for main current circuit	busbar connection
Mechanical Design	
height	466.5 mm
width	704 mm
depth	456 mm
fastening method	drawer unit
Environmental conditions	
ambient temperature / during operation	
• minimum	-20 °C
• maximum	70 °C
ambient temperature / during storage	
• minimum	-40 °C
• maximum	70 °C
Further information	
Information on the packaging https://support.industry.siemens.com/cs/ww/en/view/109813875	
Industry Mall (Online ordering system) https://mall.industry.siemens.com/mall/en/en/Catalog/product?mlfb=3WL1350-4DG36-5FA4	
Service&Support (Manuals, Certificates, Characteristics, FAQs,...) https://support.industry.siemens.com/cs/ww/en/ps/3WL1350-4DG36-5FA4	
Image database (product images, 2D dimension drawings, 3D models, device circuit diagrams, ...) http://www.automation.siemens.com/bilddb/cax_en.aspx?mlfb=3WL1350-4DG36-5FA4	
CAX-Online-Generator http://www.siemens.com/cax	
Tender specifications http://www.siemens.com/specifications	





L (Long Time Delay / Überlastschutz); S (Short Time Delay / Kurzschlusschutz, kurzzeitverzögert); I (Instantaneous / Kurzschlusschutz, unverzögert); N (Neutral Protection / Neutralleiterschutz); G (Ground Fault Protection / Erdschlussschutz); S11 (Internal motor shutdown switch, if spring is tensioned / Interner Motorschalterschalter, wenn Feder gespannt); F1 (1st auxiliary release / Erster Hilfsauflöser); F5 (Magnet for trip unit / Anlösemagnet); S1 - S8 (Auxiliary switch / Hilfschalter); Y1 (Closing coil / Einschaltmagnet);

last modified:

3/23/2020

