



SENTRON, Fuse switch disconnecter 3NP1, 3-pole, NH000 narrow, 125 A, for busbar systems 60 mm, box terminal, cable outlet downwards with auxiliary switch 1 CO Cover level 32/60/70 mm

Model	
product designation	Fuse switch disconnecter
busbar design	busbar thickness 5 or 10 mm
design of the safety monitoring	Without
design of the load switch strip form	No
type of the driving mechanism motor drive	No
General technical data	
number of poles	3
type of device	for 60 mm busbar systems
size of disconnecting link	0
size of fuse link	NH000
let-through current with closed switch maximum	15 kA
mechanical service life (operating cycles) typical	2 000
I <sup>2</sup> t value with closed switch maximum	150 kA <sup>2</sup> .s
power factor	
• at AC-22 B	0.65
• at AC-23 B	0.45
fuse system	LV HRC fuse
degree of pollution	2
Voltage	
insulation voltage	
• rated value	800 V
• with degree of pollution 2 at AC rated value	800 V
power factor at AC-21 B	0.95
surge voltage resistance rated value	6 kV
operational current	
• at 35 °C rated value	125 A
• at 40 °C rated value	111 A
• at 45 °C rated value	95 A
• at 50 °C rated value	76 A
• at 55 °C rated value	51 A
• at AC-21 B at 240 V rated value	125 A
• at AC-21 B at 400 V rated value	125 A
• at AC-21 B at 500 V rated value	125 A
• at AC-21 B at 690 V rated value	80 A
• at AC-22 B at 240 V rated value	125 A
• at AC-22 B at 400 V rated value	125 A
• at AC-22 B at 500 V rated value	125 A
• at AC-23 B at 400 V rated value	63 A
• at AC-23 B at 240 V rated value	63 A

<b>let-through current with high-speed activation maximum permissible</b>	10 kA
<b>operating voltage</b>	
• at AC rated value maximum	690 V
<b>Protection class</b>	
<b>protection class IP</b>	
• with closed switch with cover or cable lug cover	IP30
• with closed switch without cover or cable lug cover	IP10
• open	IP10
<b>Dissipation</b>	
<b>power loss [W]</b>	
• with conventional rated thermal current without fuse per pole	4.6 W
• with conventional rated thermal current without fuse per device	13.8 W
• for rated value of the current at AC in hot operating state per pole	13.6 W
• of the fuse per fuse maximum	9 W
<b>Main circuit</b>	
<b>operational current</b>	
• rated value	125 A
<b>Auxiliary circuit</b>	
number of CO contacts for auxiliary contacts	1
<b>number of NC contacts for auxiliary contacts</b>	0
<b>number of NO contacts for auxiliary contacts</b>	0
<b>Suitability</b>	
<b>suitability for use main switch</b>	No
<b>suitability for use switch disconnecter</b>	Yes
<b>suitability for use EMERGENCY OFF switch</b>	No
<b>suitability for use safety switch</b>	Yes
<b>suitability for use maintenance/repair switch</b>	Yes
<b>Product details</b>	
product function phase failure monitoring	No
product component	
• undervoltage release	No
• undervoltage release with leading contact	No
product feature sealable	Yes
product extension auxiliary switch	Yes
<b>product extension optional</b>	
• locking capability	Yes
• phase failure monitoring	No
• fuse monitoring	No
• voltage trigger	No
• overvoltage protection monitoring	No
<b>Product function</b>	
product function overvoltage protection monitoring	No
<b>Short circuit</b>	
<b>conditional short-circuit current (I<sub>q</sub>)</b>	
• at AC at 240 V with high-speed activation rated value	80 kA
• at AC at 500 V with high-speed activation rated value	80 kA
• at AC at 690 V with high-speed activation rated value	80 kA
• with closed switch at AC at 240 V rated value	80 kA
• with closed switch at AC at 500 V rated value	80 kA
• with closed switch at AC at 690 V rated value	80 kA
<b>Connections</b>	
arrangement of electrical connectors for main current circuit	other
<b>connectable conductor cross-section for main contacts</b>	
• solid or stranded minimum	1.5 mm <sup>2</sup>
• solid or stranded maximum	50 mm <sup>2</sup>
• finely stranded with core end processing minimum	1.5 mm <sup>2</sup>
• finely stranded with core end processing maximum	35 mm <sup>2</sup>

<ul style="list-style-type: none"> <li>• stranded minimum</li> <li>• stranded maximum</li> </ul>	16 mm <sup>2</sup> 50 mm <sup>2</sup>
<b>tightening torque with screw-type terminals</b>	
<ul style="list-style-type: none"> <li>• minimum</li> <li>• maximum</li> </ul>	4 N·m 5 N·m
type of connectable conductor cross-sections of the laminated conductors maximum	6 x (9 x 0.8) mm
<b>type of connection technology</b>	Box terminal

### Mechanical Design

<b>height</b>	208 mm
<b>width</b>	53 mm
<b>width of the busbar</b>	
<ul style="list-style-type: none"> <li>• minimum</li> <li>• maximum</li> </ul>	12 mm 30 mm
<b>depth</b>	129 mm
<b>fastening method</b>	busbar
<b>fastening method</b>	
<ul style="list-style-type: none"> <li>• floor mounting</li> <li>• rail mounting</li> </ul>	No Yes
<b>mounting position</b>	horizontal/vertical
<b>busbar center-to-center spacing</b>	60 mm
<b>net weight</b>	0.61 kg

### Environmental conditions

<b>ambient temperature during operation</b>	
<ul style="list-style-type: none"> <li>• minimum</li> <li>• maximum</li> </ul>	-25 °C 70 °C
<b>ambient temperature during storage</b>	
<ul style="list-style-type: none"> <li>• minimum</li> <li>• maximum</li> </ul>	-50 °C 80 °C

### Certificates

<b>reference code according to IEC 81346-2</b>	Q
--	---

### Approvals Certificates

<b>General Product Approval</b>	<b>Test Certificates</b>
---------------------------------	--------------------------



EG-Konf.

[Confirmation](#)

[Miscellaneous](#)



[Type Test Certificates/Test Report](#)

<b>other</b>	<b>Environment</b>
--------------	--------------------

[Miscellaneous](#)

[Confirmation](#)

[Environmental Confirmations](#)

[Environmental Confirmations](#)

### Further information

Information on the packaging

<https://support.industry.siemens.com/cs/ww/en/view/109813875>

Information- and Downloadcenter (Catalogs, Brochures,...)

<http://www.siemens.com/lowvoltage/catalogs>

Industry Mall (Online ordering system)

<https://mall.industry.siemens.com/mall/en/en/Catalog/product?mlfb=3NP1113-1BC26>

Service&Support (Manuals, Certificates, Characteristics, FAQs,...)

<https://support.industry.siemens.com/cs/ww/en/ps/3NP1113-1BC26>

Image database (product images, 2D dimension drawings, 3D models, device circuit diagrams, ...)

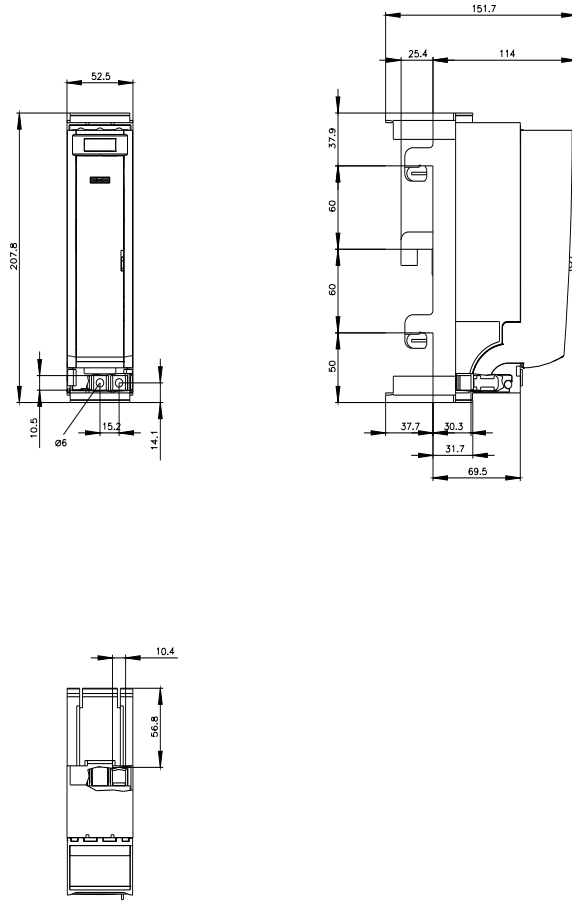
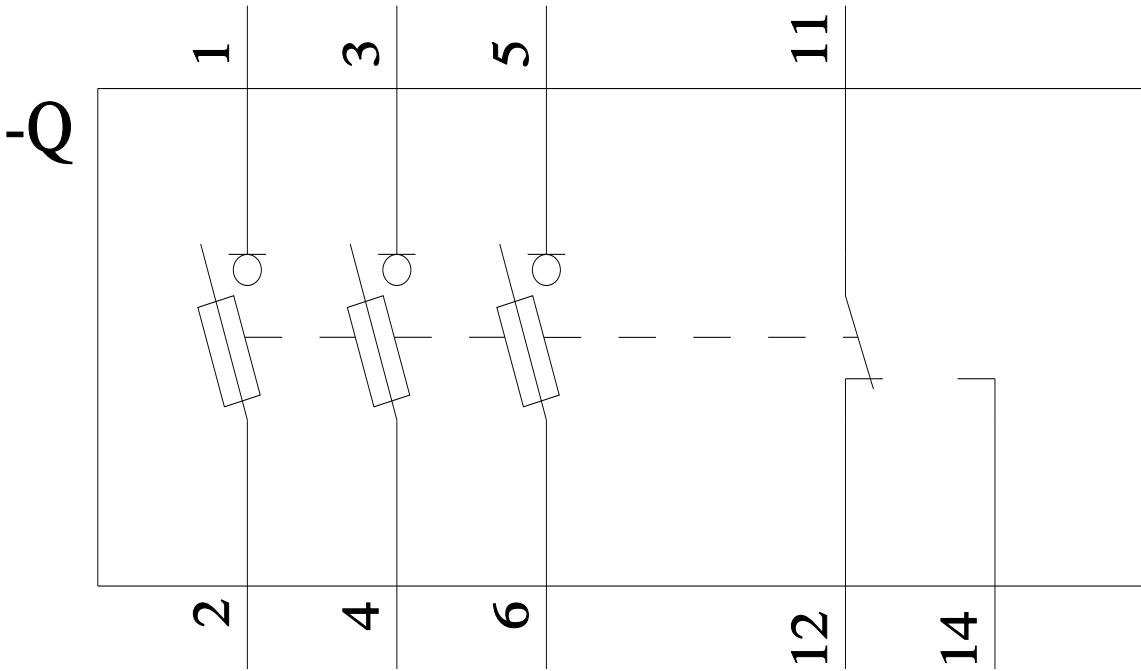
[http://www.automation.siemens.com/bilddb/cax\\_en.aspx?mlfb=3NP1113-1BC26](http://www.automation.siemens.com/bilddb/cax_en.aspx?mlfb=3NP1113-1BC26)

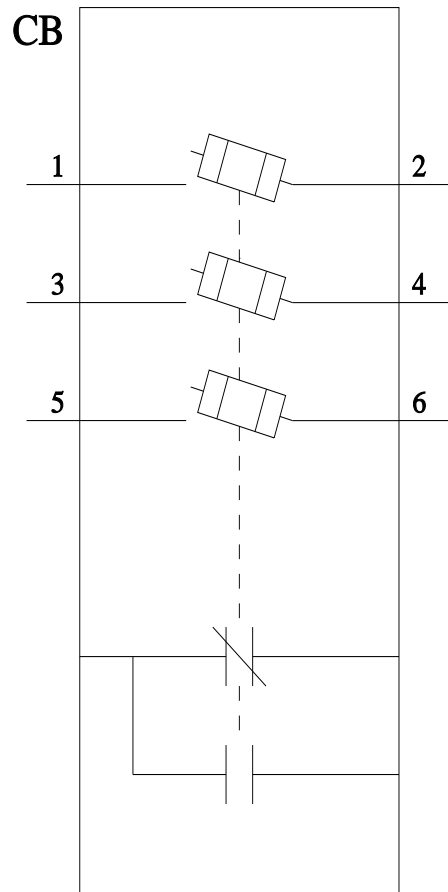
CAX-Online-Generator

<http://www.siemens.com/cax>

Tender specifications

<http://www.siemens.com/specifications>





last modified:

9/28/2024 

