

withdraw. non-aut. circuit-b. without guide frame 4-pole, size I, IEC In=630A to 690V, AC50/60Hz Icu=85kA at 500V rear connection horizontal without overcurrent release Motorized/manual operating mechanism with spring charging motor AC 50/60 Hz 110-127 V AC or 110-125 V DC Activation 50/60 Hz 110 V AC, 110 V DC With 1st auxiliary release Shunt release "F", F1 50/60 Hz 110 V AC/110 V DC, 100% on-load factor without 2nd auxiliary release 2NO+2NC C22= Ready-to-close signaling S07= Castell/Fortress in Off position with 4 padlocks

Model	
product brand name	SENTRON
product designation	ACB
design of the product	IEC 60947-2
design of the actuating element	Pushbutton
type of the driving mechanism	Manual/motorized operating mechanism with mechanical and electrical closing
type of the driving mechanism / motor drive	Yes
design of the overcurrent release	without
General technical data	
number of poles	4
size of the circuit-breaker	1
utilization category	B
circuit-breaker / Design	3WL1
Voltage	
Rated insulation voltage Ui	1 000 V
insulation voltage / rated value	1 000 V
operating voltage	
• at AC / at 50/60 Hz / rated value	690 V
Protection class	
protection class IP	IP20
• protection class IP / on the front	IP20
• protection function of the overcurrent release	without
Dissipation	
power loss [W]	
• for rated value of the current / at AC / in hot operating state / per pole	65 W
• maximum	195 W
Main circuit	
operating frequency	
• 1 / rated value	50 Hz
• 2 / rated value	60 Hz
Auxiliary circuit	
number of NC contacts / for auxiliary contacts	2
number of NO contacts / for auxiliary contacts	2
Suitability	
suitability for use	Contact unit without release
Product details	
product component	
• trip indicator	No
• voltage trigger	Yes
• undervoltage release	No
design of the auxiliary switch	2 NO + 2 NC
product extension / optional / motor drive	No
Product function	
product function	
• grounding protection	No

Display and operation	
display version	without display
Short circuit	
operating short-circuit current breaking capacity (Ics)	
• at 415 V / rated value	85 kA
• at 500 V / rated value	85 kA
• at 690 V / rated value	66 kA
maximum short-circuit current breaking capacity (Icu)	
• at 415 V / rated value	85 kA
• at 500 V / rated value	85 kA
• at 690 V / rated value	66 kA
Connections	
arrangement of electrical connectors / for main current circuit	without guide frame
type of electrical connection / for main current circuit	Blade contacts
Mechanical Design	
height	411.5 mm
width	401 mm
depth	337 mm
fastening method	drawer unit
Environmental conditions	
ambient temperature / during operation	
• minimum	-25 °C
• maximum	70 °C
ambient temperature / during storage	
• minimum	-40 °C
• maximum	70 °C
Further information	

**Information on the packaging**

<https://support.industry.siemens.com/cs/ww/en/view/109813875>

**Industry Mall (Online ordering system)**

<https://mall.industry.siemens.com/mall/en/en/Catalog/product?mlfb=3WL1106-4AA45-5FA2-Z C22+S07>

**Service&Support (Manuals, Certificates, Characteristics, FAQs,...)**

<https://support.industry.siemens.com/cs/ww/en/ps/3WL1106-4AA45-5FA2-Z C22+S07>

**Image database (product images, 2D dimension drawings, 3D models, device circuit diagrams, ...)**

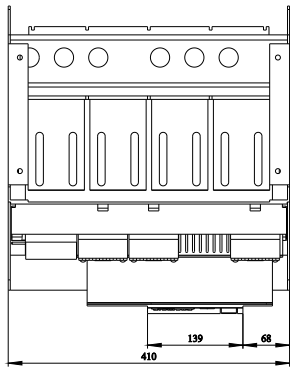
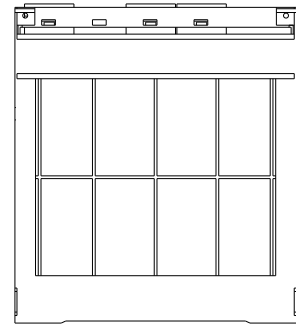
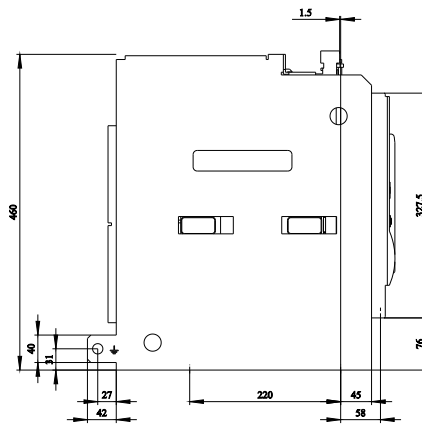
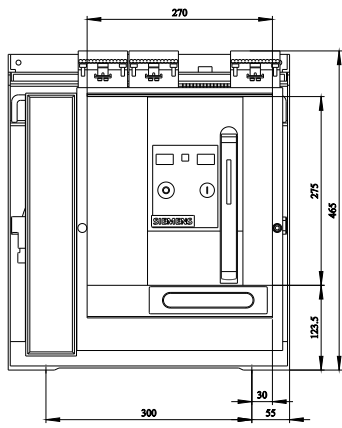
[http://www.automation.siemens.com/bilddb/cax\\_en.aspx?mlfb=3WL1106-4AA45-5FA2-Z C22+S07](http://www.automation.siemens.com/bilddb/cax_en.aspx?mlfb=3WL1106-4AA45-5FA2-Z C22+S07)

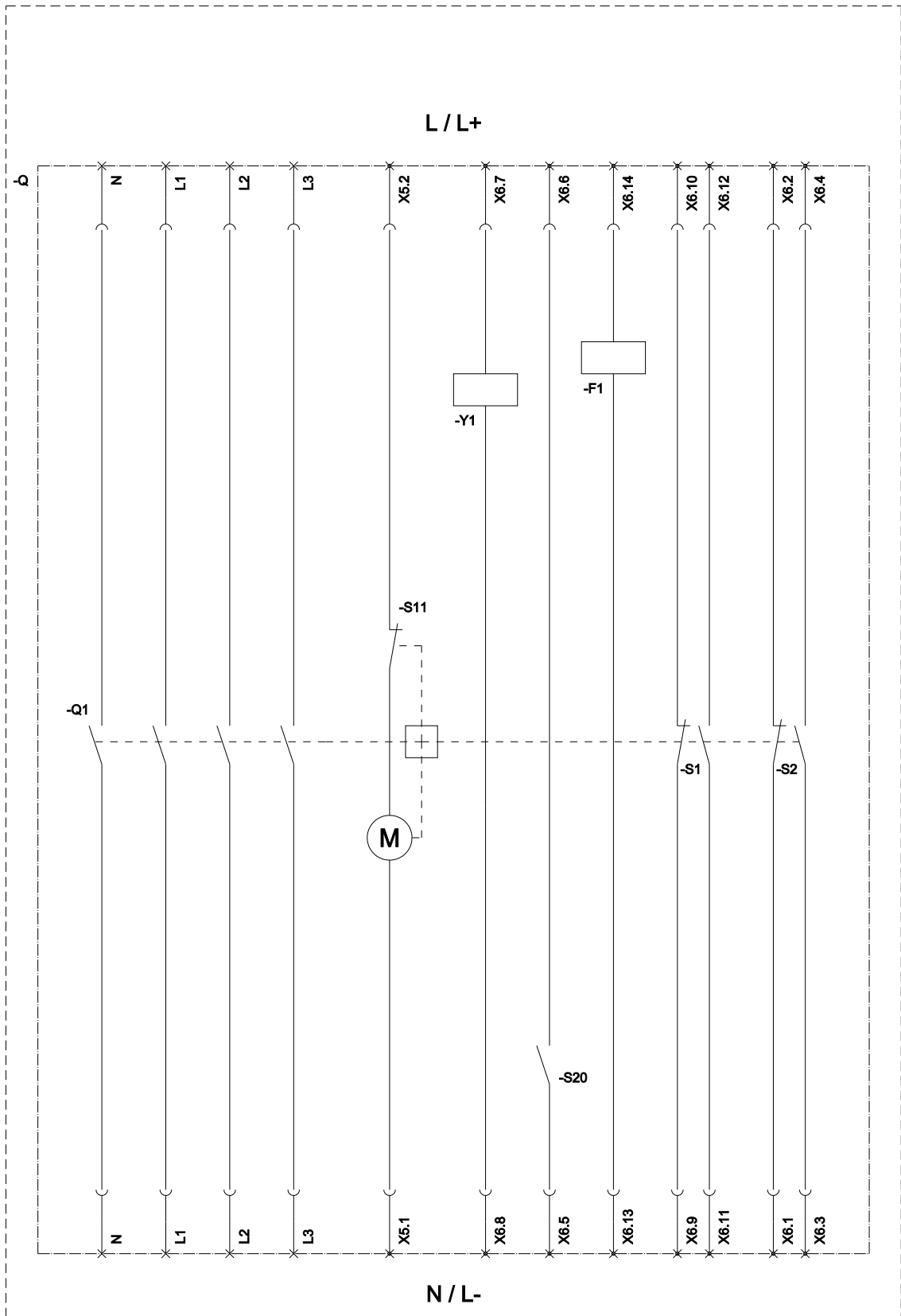
**CAx-Online-Generator**

<http://www.siemens.com/cax>

**Tender specifications**

<http://www.siemens.com/specifications>





S11 (Internal motor shutdown switch, if spring is tensioned / Interner Motorabstellschalter, wenn Feder gespannt);  
 F1 (1st auxiliary release / Erster Hilfsauslöser); S1 - S8 (Auxiliary switch / Hilfschalter);  
 S20 (Ready to close signalling switch / Einschaltbereitschaftsmeldesalter); Y1 (Closing coil / Einschaltmagnet);



---

last modified:

2/7/2025 