

# QUINT4-DIODE/12-24DC/2X20/1X40 - Redundancy module



2907719

<https://www.phoenixcontact.com/gb/products/2907719>

Please be informed that the data shown in this PDF document is generated from our online catalog. Please find the complete data in the user documentation. Our general terms of use for downloads are valid.

DIN rail diode module 12-24 V DC/2x20 A or 1x40 A. Uniform redundancy up to the consumer.



## Product description

A safe redundant system is the result of the parallel connection of two power supply units which are decoupled from one another. To further increase system availability, QUINT DIODE provides the solution: decoupling with diode.

## Your advantages

- Flexible
- Rugged design
- Consistent redundancy up to the load

## Commercial data

Item number	2907719
Packing unit	1 pc
Minimum order quantity	1 pc
Sales key	CMRI43
Product key	CMRI43
GTIN	4055626231211
Weight per piece (including packing)	883 g
Weight per piece (excluding packing)	775.33 g
Customs tariff number	85363030
Country of origin	CN

# QUINT4-DIODE/12-24DC/2X20/1X40 - Redundancy module



2907719

<https://www.phoenixcontact.com/gb/products/2907719>

## Technical data

### Input data

#### DC operation

Nominal input voltage range	12 V DC ... 24 V DC
Input voltage range	10 V DC ... 30 V DC
Voltage type of supply voltage	DC
Reverse polarity protection	< yes60 V
Nominal input current ( $I_N$ )	2x 20 A (-40 °C ... 60 °C) 1x 40 A (-40 °C ... 60 °C)
Maximum current $I_{max}$	2x 30 A (-40 °C ... 40 °C) 1x 60 A (-40 °C ... 40 °C)
Input current $I_{Static}$	2x 25 A (40 °C)
Input current $I_{Dynamic}$	2x 30 A (5 s)
Input current $I_{SFB}$	2x 120 A (15 ms)
Nominal input current ( $I_N$ )	2x 20 A (-25 °C ... 60 °C) 1x 40 A (-25 °C ... 60 °C)
Maximum current $I_{max}$	2x 30 A (-25 °C ... 40 °C) 1x 60 A (-25 °C ... 40 °C)
Transient surge protection	Varistor
Voltage drop, input/output	0.5 V

### Output data

Efficiency	> 97 %
Nominal output voltage	$U_{in} - 0,5 V$
Nominal output current ( $I_N$ )	40 A (Increasing power) 20 A (Redundancy)
Static Boost ( $I_{Stat.Boost}$ )	45 A
Dynamic Boost ( $I_{Dyn.Boost}$ )	60 A (5 s)
Selective Fuse Breaking ( $I_{SFB}$ )	120 A (15 ms)
Derating	60 °C ... 70 °C (2.5 %/K)
Power loss nominal load max.	10 W ( $I_{OUT} = 20 A$ )
Connection in series	no

### Connection data

#### Input

Connection method	Screw connection
Conductor cross section, rigid min.	0.5 mm <sup>2</sup>
Conductor cross section, rigid max.	16 mm <sup>2</sup>
Conductor cross section flexible min.	0.5 mm <sup>2</sup>
Conductor cross section flexible max.	16 mm <sup>2</sup>
Conductor cross section AWG min.	20

# QUINT4-DIODE/12-24DC/2X20/1X40 - Redundancy module



2907719

<https://www.phoenixcontact.com/gb/products/2907719>

Conductor cross section AWG max.	6
Stripping length	10 mm
Screw thread	M4
Tightening torque, min	1.2 Nm
Tightening torque max	1.5 Nm

## Output

Connection method	Screw connection
Conductor cross section, rigid min.	0.5 mm <sup>2</sup>
Conductor cross section, rigid max.	16 mm <sup>2</sup>
Conductor cross section flexible min.	0.5 mm <sup>2</sup>
Conductor cross section flexible max.	16 mm <sup>2</sup>
Conductor cross section AWG min.	20
Conductor cross section AWG max.	6
Stripping length	10 mm
Screw thread	M4
Tightening torque, min	1.2 Nm
Tightening torque max	1.5 Nm

## Electrical properties

Insulation voltage input, output / housing	1000 V
--	--------

## Product properties

Product type	Redundancy module
Product family	QUINT DIODE
MTBF (IEC 61709, SN 29500)	40000000 h (40 °C)
LED	no

## Insulation characteristics

Protection class	III
Degree of pollution	2

## Dimensions

Dimensional drawing	
Width	50 mm
Height	130 mm
Depth	125 mm

# QUINT4-DIODE/12-24DC/2X20/1X40 - Redundancy module



2907719

<https://www.phoenixcontact.com/gb/products/2907719>

## Installation dimensions

Installation distance right/left	5 mm / 5 mm
Installation distance top/bottom	50 mm / 50 mm

## Mounting

Mounting type	DIN rail mounting
Assembly note	alignable: $P_N \geq 50\%$ , 5 mm horizontally, 15 mm next to active components, 50 mm vertically alignable: $P_N < 50\%$ , 0 mm horizontally, 40 mm vertically top, 20 mm vertically bottom
Mounting position	horizontal DIN rail NS 35, EN 60715

## Material specifications

Flammability rating according to UL 94 (housing / terminal blocks)	V0
Housing material	Metal
Housing material	Aluminum / stainless steel

## Environmental and real-life conditions

### Ambient conditions

Degree of protection	IP20
Ambient temperature (operation)	-40 °C ... 70 °C (> 60 °C Derating: 2,5 %/K)
Ambient temperature (storage/transport)	-40 °C ... 85 °C
Maximum altitude	≤ 5000 m
Climatic class	3K22 (in accordance with EN 60721-3-3)
Max. permissible relative humidity (operation)	≤ 95 % (at 25 °C, non-condensing)
Shock	18 ms, 30g, in each space direction (according to IEC 60068-2-27)
Vibration (operation)	< 15 Hz, amplitude ±2.5 mm (according to IEC 60068-2-6) 15 Hz ... 150 Hz, 2.3g, 90 min.
Temp code	T4 (-25 ... +70 °C; > 60 °C, Derating: 2,5 %/K)

## Standards and regulations

Standard – Electronic equipment for use in electrical power installations and their assembly into electrical power installations	EN 50178/VDE 0160 (PELV)
Standard - Electrical safety	EN 60950-1/VDE 0805 (SELV)
Standard – Protection against shock currents, basic requirements for protective separation in electrical equipment	EN 50178
Standard – Safety extra-low voltage	IEC 62368-1 (SELV) und EN 60204-1 (PELV)
Standard - Safe isolation	DIN VDE 0100-410

## Approvals

Shipbuilding approval	DNV
UL approvals	UL/C-UL listed UL 508 UL/C-UL Recognized UL 60950-1

# QUINT4-DIODE/12-24DC/2X20/1X40 - Redundancy module



2907719

<https://www.phoenixcontact.com/gb/products/2907719>

	UL ANSI/ISA-12.12.01 Class I, Division 2, Groups A, B, C, D T3C ... T4 (Hazardous Location)
Conformity/Approvals	
ATEX	⊕ II 3 G Ex ec IIC T4 Gc DEKRA 20ATEX0041 X
IECEX	Ex ec IIC T4 Gc IECEX DEK 20.0022X

## EMC data

Electromagnetic compatibility	Conformance with EMC Directive 2014/30/EU
Low Voltage Directive	Conformance with Low Voltage Directive 2014/35/EC
EMC requirements for noise emission	EN 61000-6-3
	EN 61000-6-4
EMC requirements for noise immunity	EN 61000-6-1
	EN 61000-6-2

## Surge voltage load (surge)

Standards/regulations	EN 61000-4-5
-----------------------	--------------

## Surge voltage load (surge)

Input	2 kV (level 3 - asymmetrical: conductor to ground)
	1 kV (Level 2 - symmetrical: Conductor to conductor)
Output	2 kV (level 3 - asymmetrical: conductor to ground)
	1 kV (Level 2 - symmetrical: Conductor to conductor)
Comments	Criterion A

## Surge current load (surge)

Standards/regulations	EN 61000-4-5
-----------------------	--------------

## Surge current load (surge)

Input	2 kV (level 3 - asymmetrical: conductor to ground)
	1 kV (Level 2 - symmetrical: Conductor to conductor)
Output	2 kV (level 3 - asymmetrical: conductor to ground)
	1 kV (Level 2 - symmetrical: Conductor to conductor)
Comments	Criterion B

## Emitted interference

Standards/regulations	EN 61000-6-3
Radio interference voltage in acc. with EN 55011	EN 55011 (EN 55022) Class B, area of application: Industry and residential
Emitted radio interference in acc. with EN 55011	EN 55011 (EN 55022) Class B, area of application: Industry and residential

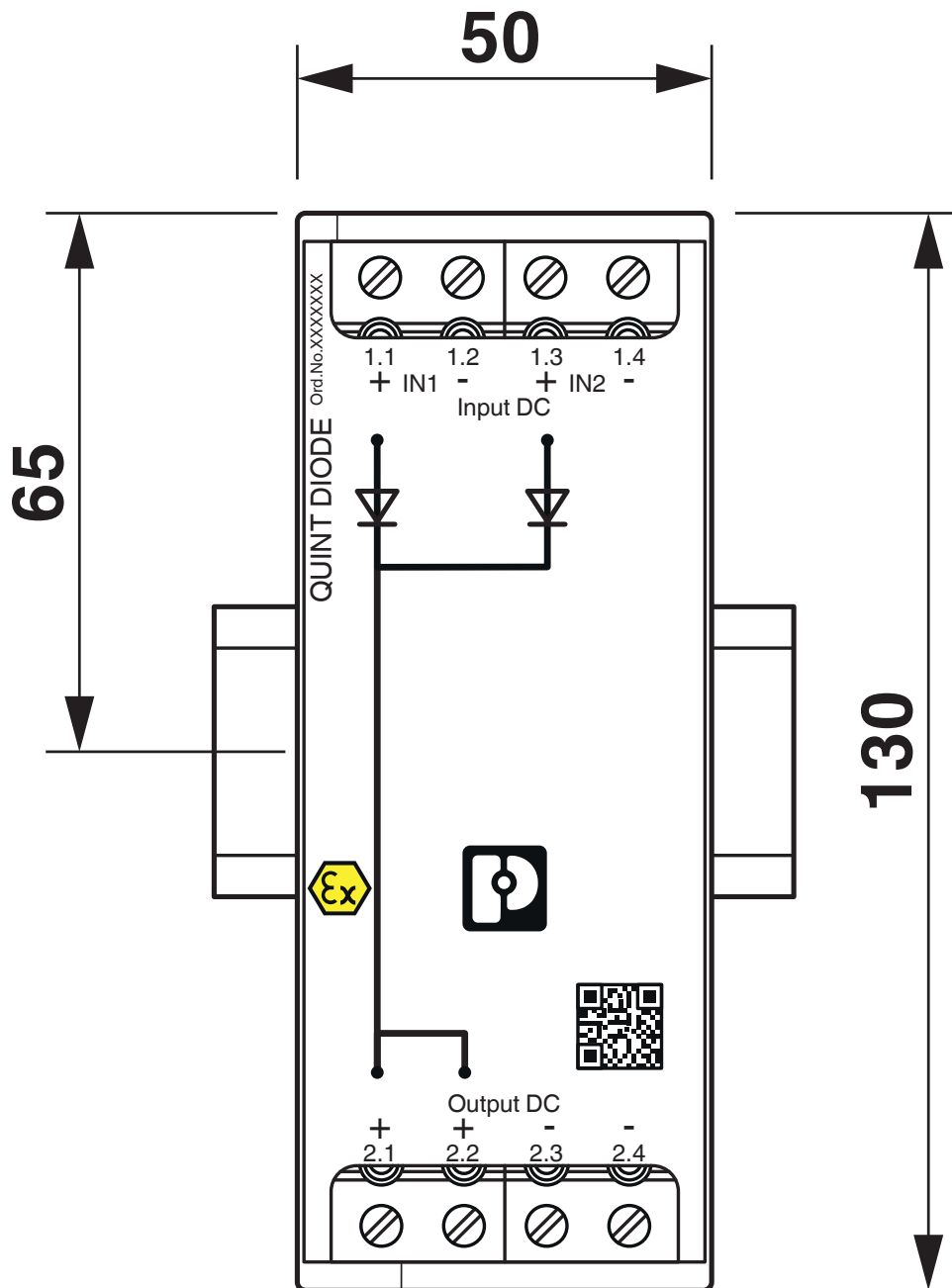
# QUINT4-DIODE/12-24DC/2X20/1X40 - Redundancy module

2907719

<https://www.phoenixcontact.com/gb/products/2907719>

## Drawings

Dimensional drawing



Device dimensions (dimensions in mm)

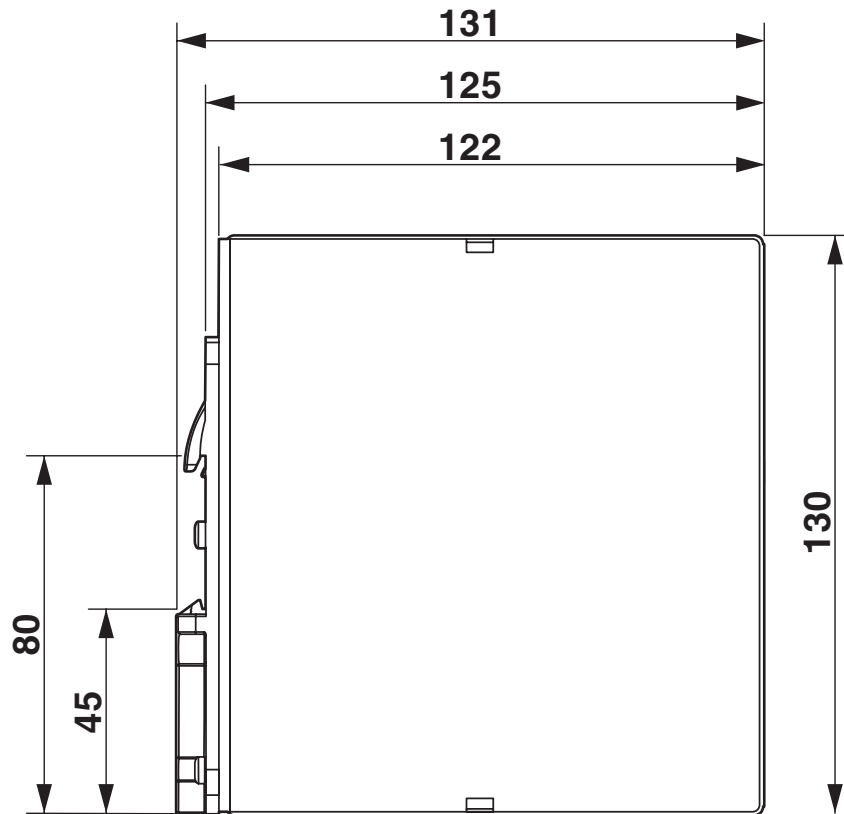
# QUINT4-DIODE/12-24DC/2X20/1X40 - Redundancy module



2907719

<https://www.phoenixcontact.com/gb/products/2907719>

Dimensional drawing



Device dimensions (dimensions in mm)

# QUINT4-DIODE/12-24DC/2X20/1X40 - Redundancy module



2907719


<https://www.phoenixcontact.com/gb/products/2907719>


## Approvals

To download certificates, visit the product detail page: <https://www.phoenixcontact.com/gb/products/2907719>

 **cUL Recognized**  
Approval ID: E211944

 **UL Recognized**  
Approval ID: E211944

 **EAC**  
Approval ID: RU S-DE.BL08.W.00764


 **UL Listed**  
Approval ID: E123528


 **cUL Listed**  
Approval ID: E123528

**DNV**  
Approval ID: TAA000011F


**ClassNK** **NK**  
Approval ID: TA25015M

Nominal voltage $U_N$	Nominal current $I_N$	Cross section AWG	Cross section $\text{mm}^2$
500 V	63 A	-	- 10

 **ATEX**  
Approval ID: DEKRA 20ATEX0041 X

 **EAC Ex**  
Approval ID: KZ 7500525010102095

 **IECEX**  
Approval ID: DEK 20.0022X

 **cUL Listed**  
Approval ID: FILE E 199827

# QUINT4-DIODE/12-24DC/2X20/1X40 - Redundancy module



2907719

<https://www.phoenixcontact.com/gb/products/2907719>



**UL Listed**

Approval ID: E199827

**INMETRO**

Approval ID: DNV 22.0238 X



**NEPSI-EX**

Approval ID: GYJ20.1591X



**CCC**

Approval ID: 2020322303003426

# QUINT4-DIODE/12-24DC/2X20/1X40 - Redundancy module



2907719

<https://www.phoenixcontact.com/gb/products/2907719>

## Classifications

### ECLASS

ECLASS-13.0	27371010
ECLASS-15.0	27371010

### ETIM

ETIM 9.0	EC000683
----------	----------

### UNSPSC

UNSPSC 21.0	32151500
-------------	----------

# QUINT4-DIODE/12-24DC/2X20/1X40 - Redundancy module



2907719

<https://www.phoenixcontact.com/gb/products/2907719>

## Environmental product compliance

### EU RoHS

Fulfills EU RoHS substance requirements	Yes
Exemption	7(a), 7(c)-I

### China RoHS

Environment friendly use period (EFUP)	EFUP-25
	An article-related China RoHS declaration table can be found in the download area for the respective article under "Manufacturer declaration". For all articles with EFUP-E, no China RoHS declaration table issued and required.

### EU REACH SVHC

REACH candidate substance (CAS No.)	Lead(CAS: 7439-92-1)
	Lead(CAS: 7439-92-1)
SCIP	d8b05723-ffad-4cfb-96a8-4be1cc621dd0

### EF3.0 Climate Change

CO2e kg	3.238 kg CO2e
---------	---------------

Phoenix Contact 2025 © - all rights reserved  
<https://www.phoenixcontact.com>

PHOENIX CONTACT Ltd  
Halesfield 13, Telford  
Shropshire, TF7 4PG  
01952 681700  
[info@phoenixcontact.co.uk](mailto:info@phoenixcontact.co.uk)