

QUINT4-S-ORING/12-24DC/1X40/+ - Redundancy module, with protective coating



2907753

<https://www.phoenixcontact.com/gb/products/2907753>

Please be informed that the data shown in this PDF document is generated from our online catalog. Please find the complete data in the user documentation. Our general terms of use for downloads are valid.



Active QUINT single redundancy module for DIN rail mounting, protective coating, input: 12 V DC ... 24 V DC, output: 12 V DC ... 24 V DC / 1 x 40 A, integrated surge protection <28.8 V DC, incl. mounted UTA 107/30 universal DIN rail adapter

Product description

Active redundancy module for superior system availability and maximum operational reliability. QUINT S-ORING enables the separate structuring of a redundant system. In combination with the new QUINT POWER power supply, the redundant system is monitored continuously.

Your advantages

- Consistent redundancy up to the load
- Input voltage and decoupling section monitored on a permanent basis
- Save energy by decoupling with MOSFET
- Protection against surge voltages in excess of 30 V DC at the output

Commercial data

Item number	2907753
Packing unit	1 pc
Minimum order quantity	1 pc
Sales key	CMRI43
Product key	CMRI43
GTIN	4055626231914
Weight per piece (including packing)	471.5 g
Weight per piece (excluding packing)	413.78 g
Customs tariff number	85371091
Country of origin	CN

QUINT4-S-ORING/12-24DC/1X40/+ - Redundancy module, with protective coating



2907753

<https://www.phoenixcontact.com/gb/products/2907753>

Technical data

Input data

DC operation

Nominal input voltage range	12 V DC ... 24 V DC
Input voltage range	8 V DC ... 26 V DC (SELV)
Typical national grid voltage	12 V DC
	24 V DC
Voltage type of supply voltage	DC
Current consumption	40 A
Static Boost ($I_{Stat.Boost}$)	45 A
Dynamic Boost ($I_{Dyn.Boost}$)	60 A (5 s)
Selective Fuse Breaking (I_{SFB})	215 A (15 ms)
Reverse polarity protection	< yes60 V
Nominal input current (I_N)	40 A (-40 °C ... 60 °C)
Input current I_{Static}	45 A (40 °C)
Input current $I_{Dynamic}$	60 A (5 s)
Input current I_{SFB}	215 A (15 ms)
Transient surge protection	Varistor
Voltage drop, input/output	0.1 V DC

Output data

Efficiency	typ. 99 % (12 V DC)
	typ. 99.2 % (24 V DC)
Nominal output voltage	$U_{in} - 0,1$ V DC
Nominal output current (I_N)	40 A
Static Boost ($I_{Stat.Boost}$)	45 A
Dynamic Boost ($I_{Dyn.Boost}$)	60 A (5 s)
Selective Fuse Breaking (I_{SFB})	215 A (15 ms)
Derating	60 °C ... 70 °C (2.5 %/K)
Protection against overvoltage at the output (OVP)	< 28.8 V DC
Power loss nominal load max.	6.5 W ($I_{OUT} = 40$ A)
	6 W ($I_{OUT} = 40$ A)
Connection in series	no

Signal: OK, 13/14

Output description	Group contact
Maximum switching voltage	max. 30 V AC/DC
Maximum inrush current	≤ 100 mA (short-circuit-proof)

Signal relay 13/14

Default	open
---------	------

QUINT4-S-ORING/12-24DC/1X40/+ - Redundancy module, with protective coating



2907753

<https://www.phoenixcontact.com/gb/products/2907753>

Signal relay 13/14

Default	closed
---------	--------

Signal relay 13/14

Default	open
---------	------

Signal relay 13/14

Default	open
---------	------

Connection data

Input

Connection method	Screw connection
Conductor cross section, rigid min.	0.5 mm ²
Conductor cross section, rigid max.	16 mm ²
Conductor cross section flexible min.	0.5 mm ²
Conductor cross section flexible max.	16 mm ²
Single conductor/flexible terminal point with ferrule with plastic sleeve, min.	0.5 mm ²
Single conductor/flexible terminal point with ferrule with plastic sleeve, max.	16 mm ²
Single conductor/flexible terminal point with ferrule without plastic sleeve, min.	0.5 mm ²
Single conductor/flexible terminal point with ferrule without plastic sleeve, max.	16 mm ²
Conductor cross section AWG min.	20
Conductor cross section AWG max.	6
Stripping length	10 mm
Screw thread	M4
Tightening torque, min	1.2 Nm
Tightening torque max	1.5 Nm

Output

Connection method	Screw connection
Conductor cross section, rigid min.	0.5 mm ²
Conductor cross section, rigid max.	16 mm ²
Conductor cross section flexible min.	0.5 mm ²
Conductor cross section flexible max.	16 mm ²
Single conductor/flexible terminal point with ferrule with plastic sleeve, min.	0.5 mm ²
Single conductor/flexible terminal point with ferrule with plastic sleeve, max.	16 mm ²
Single conductor/flexible terminal point with ferrule without plastic sleeve, min.	0.5 mm ²
Single conductor/flexible terminal point with ferrule without plastic sleeve, max.	16 mm ²

QUINT4-S-ORING/12-24DC/1X40/+ - Redundancy module, with protective coating



2907753

<https://www.phoenixcontact.com/gb/products/2907753>

Conductor cross section AWG min.	20
Conductor cross section AWG max.	6
Stripping length	10 mm
Screw thread	M4
Tightening torque, min	1.2 Nm
Tightening torque max	1.5 Nm

Signal

Connection method	Push-in connection
Conductor cross section, rigid min.	0.2 mm ²
Conductor cross section, rigid max.	1.5 mm ²
Conductor cross section flexible min.	0.2 mm ²
Conductor cross section flexible max.	1.5 mm ²
Single conductor/flexible terminal point with ferrule with plastic sleeve, min.	0.2 mm ²
Single conductor/flexible terminal point with ferrule with plastic sleeve, max.	0.75 mm ²
Single conductor/flexible terminal point with ferrule without plastic sleeve, min.	0.2 mm ²
Single conductor/flexible terminal point with ferrule without plastic sleeve, max.	1.5 mm ²
Conductor cross section AWG min.	24
Conductor cross section AWG max.	16
Stripping length	8 mm

Signaling

Types of signaling	Relay contact, floating, current limited
--------------------	--

Signal output: OK, 13/14

$U_{in} < 8 \text{ V DC}$	LED off, input voltage not present or short circuit at redundancy module output
$U_{in} > 8 \text{ V DC}$	LED lights up green, input voltage present
$U_{in} > 28.8 \text{ V DC}$	LED flashing red, OVP active - input voltage exceeds the permissible voltage value
Redundancy modul faulty	LED lights up red, redundancy module needs to be factory tested

Electrical properties

Insulation voltage input, output / housing	500 V DC
--	----------

Product properties

Product type	Redundancy module
Product family	QUINT S-ORING
MTBF (IEC 61709, SN 29500)	> 13486000 h (25 °C)
	> 7314000 h (40 °C)
	> 3379000 h (60 °C)
LED	yes

QUINT4-S-ORING/12-24DC/1X40/+ - Redundancy module, with protective coating

2907753

<https://www.phoenixcontact.com/gb/products/2907753>

Insulation characteristics

Protection class	III
Degree of pollution	2

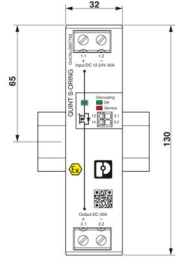
Life expectancy (electrolytic capacitors)

Current	40 A
Temperature	40 °C
Time	160000 h
Additional text	12 V DC

Life expectancy (electrolytic capacitors)

Current	40 A
Temperature	40 °C
Time	149000 h
Additional text	24 V DC

Dimensions

Dimensional drawing	
Width	32 mm
Height	130 mm
Depth	125 mm

Installation dimensions

Installation distance right/left	0 mm / 0 mm
Installation distance top/bottom	40 mm / 20 mm

Alternative assembly

Width	122 mm
Height	130 mm
Depth	35 mm

Mounting

Mounting type	DIN rail mounting
Assembly note	alignable: $P_N \geq 50\%$, 5 mm horizontally, 15 mm next to active components, 50 mm vertically alignable: $P_N < 50\%$, 0 mm horizontally, 40 mm vertically top, 20 mm vertically bottom
Mounting position	horizontal DIN rail NS 35, EN 60715

QUINT4-S-ORING/12-24DC/1X40/+ - Redundancy module, with protective coating



2907753

<https://www.phoenixcontact.com/gb/products/2907753>

Material specifications

Flammability rating according to UL 94 (housing / terminal blocks)	V0
Housing material	Metal
Housing material	Aluminum / stainless steel
Type of housing	Aluminum (AlMg3)
Hood version	Galvanized sheet steel, free from chrome (VI)

Environmental and real-life conditions

Ambient conditions

Degree of protection	IP20
Ambient temperature (operation)	-40 °C ... 70 °C (> 60 °C Derating: 2,5 %/K)
Ambient temperature (storage/transport)	-40 °C ... 85 °C
Maximum altitude	≤ 5000 m (> 2000 m, observe derating)
Climatic class	3K22 (in accordance with EN 60721-3-3)
Max. permissible relative humidity (operation)	≤ 100 % (at 25 °C, non-condensing)
Shock	18 ms, 30g, in each space direction (according to IEC 60068-2-27)
Vibration (operation)	< 15 Hz, amplitude ±2.5 mm (according to IEC 60068-2-6) 15 Hz ... 150 Hz, 2.3g, 90 min.
Temp code	T4 (-25 ... +70 °C; > 60 °C, Derating: 2,5 %/K)

Standards and regulations

Standard - Electrical safety	IEC 62368-1
Standard – Safety extra-low voltage	IEC 62368-1

Fire protection in rail vehicles

Standard designation	Fire protection in rail vehicles
Standards/specifications	EN 45545-2 (HL3)

Approvals

Shipbuilding approval	DNV, NK
UL approvals	UL/C-UL listed UL 508
	UL/C-UL Recognized UL 60950-1
	UL 121201 & CSA C22.2 No. 213-17 Class I, Division 2, Groups A, B, C, D T4 (Hazardous Location)

Conformity/Approvals

ATEX	⊕ II 3 G Ex ec nC IIC T4 Gc
	SIQ 21 ATEX 183 X / PTB 24 ATEX 2001 X
IECEX	Ex ec nC IIC T4 Gc
	IECEX SIQ 21.0001X / IECEX PTB 24.0003X
Functional Safety in accordance with IEC 61508	SIL3 in accordance with IEC 61508-1 (in combination with product 2904602 QUINT4-PS/1AC/24DC/20)

QUINT4-S-ORING/12-24DC/1X40/+ - Redundancy module, with protective coating



2907753

<https://www.phoenixcontact.com/gb/products/2907753>

EMC data

Electromagnetic compatibility	Conformance with EMC Directive 2014/30/EU
Low Voltage Directive	Conformance with Low Voltage Directive 2014/35/EC
EMC requirements for noise emission	EN 61000-6-3
	EN 61000-6-4
EMC requirements for noise immunity	EN 61000-6-1
	EN 61000-6-2

Conducted noise emission

Standards/regulations	EN 55016
	EN 61000-6-3 (Class B)

Noise emission

Standards/regulations	Additional basic standard EN 61000-6-5 (immunity in power station)
-----------------------	--

Noise emission

Standards/regulations	EN 55016
	EN 61000-6-3 (Class B)

DNV GL conducted noise emissions

DNV	Class A
Additional text	Area power distribution

DNV GL noise radiation

DNV	Class B
Additional text	Bridge and deck area

Electrostatic discharge

Standards/regulations	EN 61000-4-2
-----------------------	--------------

Electrostatic discharge

Contact discharge	8 kV (Test Level 4)
Discharge in air	15 kV (Test Level 4)
Comments	Criterion A

Electromagnetic HF field

Standards/regulations	EN 61000-4-3
-----------------------	--------------

Electromagnetic HF field

Frequency range	80 MHz ... 1 GHz
Test field strength	20 V/m (Test Level 3)
Frequency range	1 GHz ... 6 GHz
Test field strength	10 V/m (Test Level 3)
Comments	Criterion A

Fast transients (burst)

QUINT4-S-ORING/12-24DC/1X40/+ - Redundancy module, with protective coating



2907753

<https://www.phoenixcontact.com/gb/products/2907753>

Standards/regulations	EN 61000-4-4
-----------------------	--------------

Fast transients (burst)

Input	2 kV (Test Level 3 - asymmetrical)
Output	2 kV (Test Level 3 - asymmetrical)
Signal	2 kV (Test Level 4 - asymmetrical)
Comments	Criterion B

Surge voltage load (surge)

Standards/regulations	EN 61000-4-5
-----------------------	--------------

Surge voltage load (surge)

Input	1 kV (Test Level 3 - symmetrical)
	2 kV (Test Level 3 - asymmetrical)
Output	1 kV (Test Level 3 - symmetrical)
	2 kV (Test Level 3 - asymmetrical)
Signal	1 kV (Test Level 2 - asymmetrical)
Comments	Criterion A

Conducted interference

Standards/regulations	EN 61000-4-6
-----------------------	--------------

Conducted interference

Input/output/signal	asymmetrical
Frequency range	0.15 MHz ... 100 MHz
Comments	Criterion A
Voltage	20 V (Test Level 3)

Criteria

Criterion A	Normal operating behavior within the specified limits.
Criterion B	Temporary impairment to operational behavior that is corrected by the device itself.

QUINT4-S-ORING/12-24DC/1X40/+ - Redundancy module, with protective coating

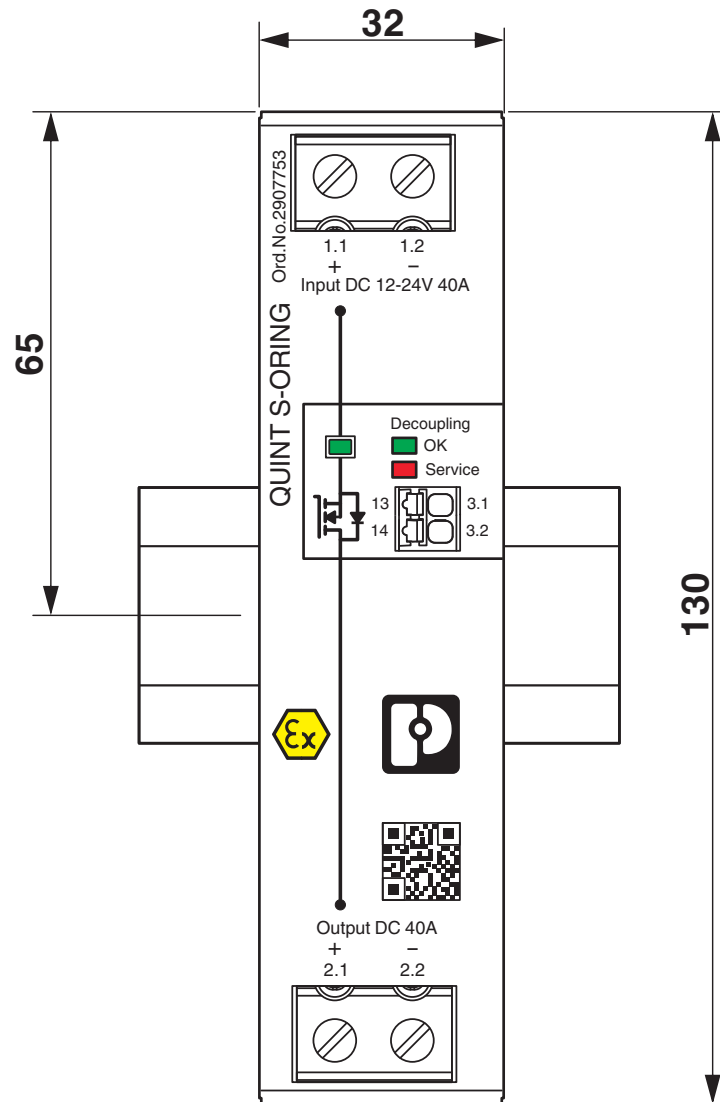


2907753

<https://www.phoenixcontact.com/gb/products/2907753>

Drawings

Dimensional drawing

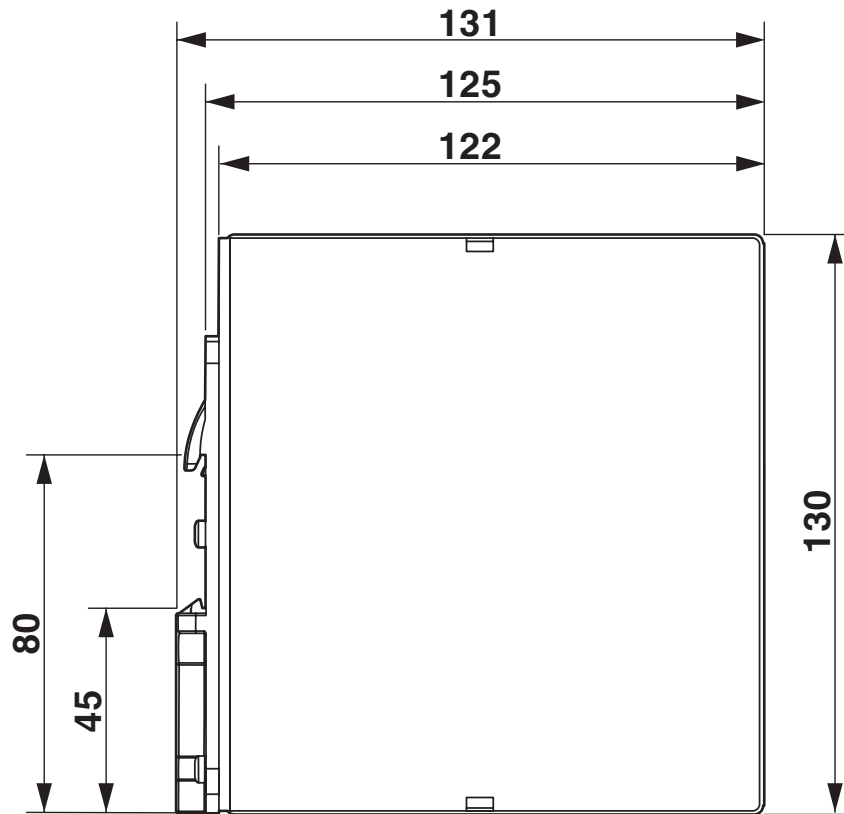


QUINT4-S-ORING/12-24DC/1X40/+ - Redundancy module, with protective coating

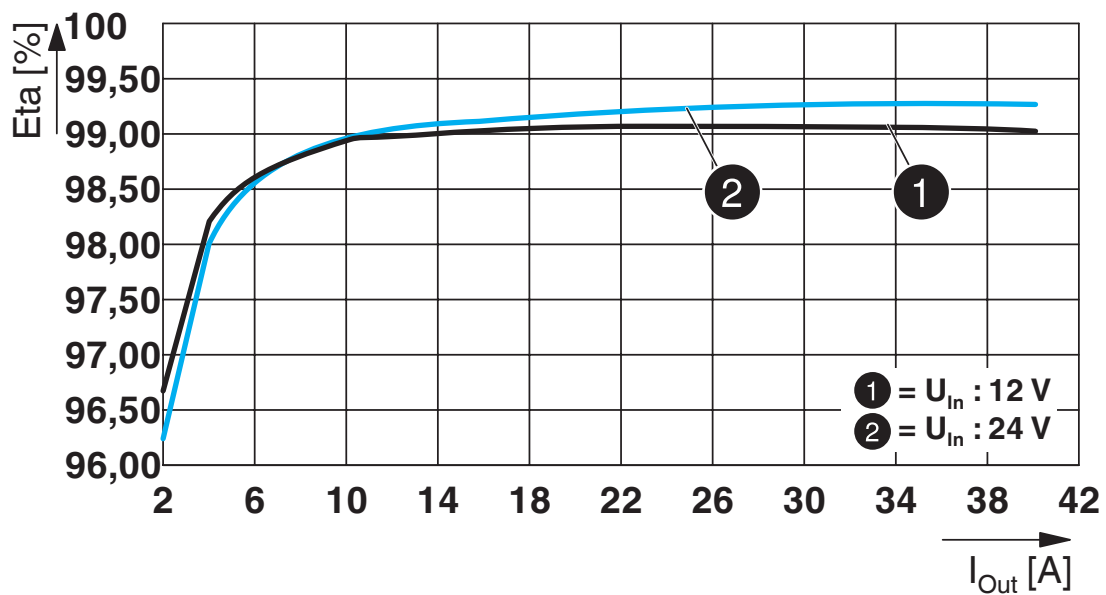
2907753

<https://www.phoenixcontact.com/gb/products/2907753>

Dimensional drawing



Diagram

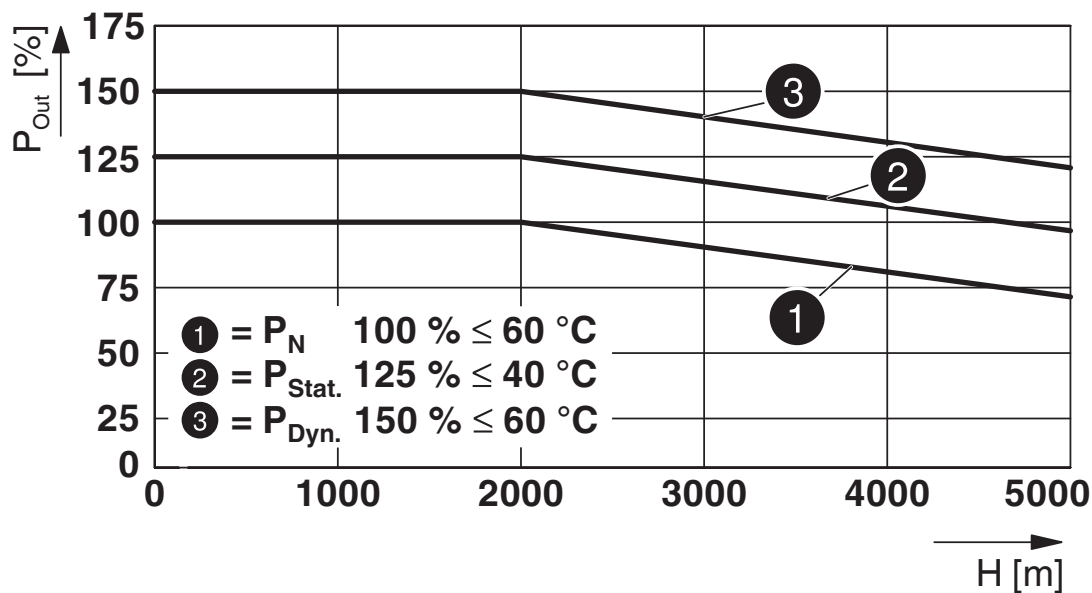


QUINT4-S-ORING/12-24DC/1X40/+ - Redundancy module, with protective coating

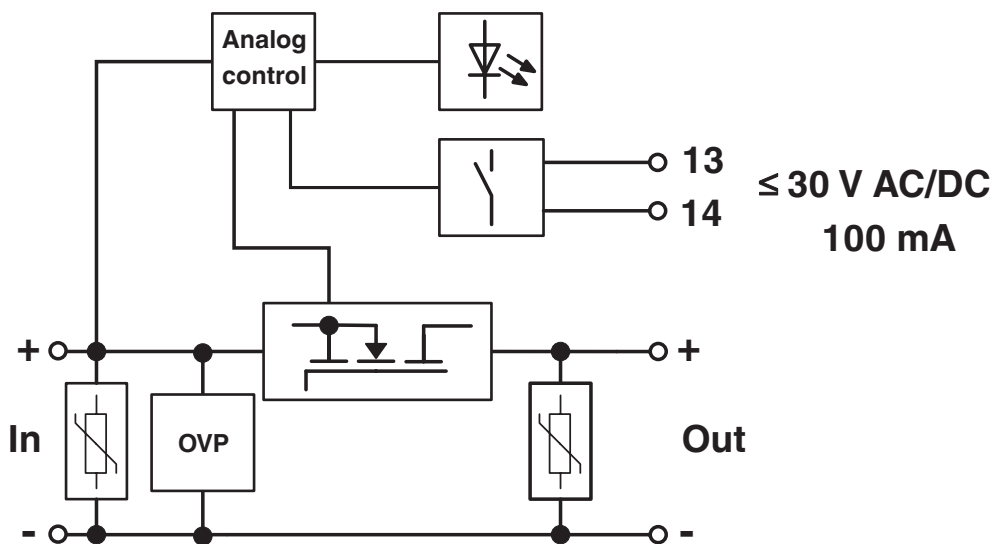
2907753

<https://www.phoenixcontact.com/gb/products/2907753>

Diagram



Block diagram



QUINT4-S-ORING/12-24DC/1X40/+ - Redundancy module, with protective coating



2907753


<https://www.phoenixcontact.com/gb/products/2907753>


Approvals

To download certificates, visit the product detail page: <https://www.phoenixcontact.com/gb/products/2907753>

 **cUL Recognized**
Approval ID: E211944


 **UL Recognized**
Approval ID: E211944

 **EAC**
Approval ID: RU S-DE.BL08.W.00764

 **UL Listed**
Approval ID: E123528

 **cUL Listed**
Approval ID: E123528

DNV
Approval ID: TAA000011F

 **IECEE CB Scheme**
Approval ID: DE/PTZ/0048

 **ClassNK** **NK**
Approval ID: TA25015M

	Nominal voltage U_N	Nominal current I_N	Cross section AWG	Cross section mm^2
keine	500 V	63 A	-	- 10

 **EAC Ex**
Approval ID: KZ 7500525010102095

 **IECEx**
Approval ID: IECEx SIQ 21.0001X

QUINT4-S-ORING/12-24DC/1X40/+ - Redundancy module, with protective coating



2907753

<https://www.phoenixcontact.com/gb/products/2907753>



cUL Listed

Approval ID: E199827



UL Listed

Approval ID: E199827



ATEX

Approval ID: SIQ 21 ATEX 183 X



NEPSI-EX

Approval ID: GYJ21.1004X



CCC

Approval ID: 2021322303003918



UKCA-EX

Approval ID: EXV21UKEX1072X_00

QUINT4-S-ORING/12-24DC/1X40/+ - Redundancy module, with protective coating



2907753

<https://www.phoenixcontact.com/gb/products/2907753>

Classifications

ECLASS

ECLASS-13.0	27371010
ECLASS-15.0	27371010

ETIM

ETIM 9.0	EC000683
----------	----------

UNSPSC

UNSPSC 21.0	32151500
-------------	----------

QUINT4-S-ORING/12-24DC/1X40/+ - Redundancy module, with protective coating



2907753

<https://www.phoenixcontact.com/gb/products/2907753>

Environmental product compliance

EU RoHS

Fulfills EU RoHS substance requirements	Yes
Exemption	6(c), 7(a), 7(c)-I

China RoHS

Environment friendly use period (EFUP)	EFUP-25
	An article-related China RoHS declaration table can be found in the download area for the respective article under "Manufacturer declaration". For all articles with EFUP-E, no China RoHS declaration table issued and required.

EU REACH SVHC

REACH candidate substance (CAS No.)	Lead(CAS: 7439-92-1)
SCIP	50e006be-a325-447c-83fd-9bc9751ce8d8

EF3.0 Climate Change

CO2e kg	11.26 kg CO2e
---------	---------------

Phoenix Contact 2025 © - all rights reserved
<https://www.phoenixcontact.com>

PHOENIX CONTACT Ltd
Halesfield 13, Telford
Shropshire, TF7 4PG
01952 681700
info@phoenixcontact.co.uk