


# UK 10 - Feed-through terminal block

3005015

<https://www.phoenixcontact.com/gb/products/3005015>

Please be informed that the data shown in this PDF document is generated from our online catalog. Please find the complete data in the user documentation. Our general terms of use for downloads are valid.



Feed-through terminal block, nom. voltage: 800 V, nominal current: 57 A, number of connections: 2, connection method: Screw connection, cross section: 0.5 mm<sup>2</sup> - 10 mm<sup>2</sup>, mounting type: NS 32, NS 35/7,5, NS 35/15, color: gray

## Commercial data

Item number	3005015
Packing unit	50 pc
Minimum order quantity	50 pc
Sales key	BE1211
Product key	BE1211
GTIN	4017918090982
Weight per piece (including packing)	15.76 g
Weight per piece (excluding packing)	14.958 g
Customs tariff number	85369010
Country of origin	DE

# UK 10 - Feed-through terminal block



3005015

<https://www.phoenixcontact.com/gb/products/3005015>

## Technical data

### Product properties

Product type	Feed-through terminal block
Product family	UK
Number of connections	2
Number of rows	1
Potentials	1

### Insulation characteristics

Overvoltage category	III
Degree of pollution	3

### Electrical properties

Rated surge voltage	8 kV
Maximum power dissipation for nominal condition	0 W

### Connection data

#### Level 1 above 1 below 1

Connection method	Screw connection
Screw thread	M4
Tightening torque	1.5 ... 1.8 Nm
Stripping length	10 mm
Internal cylindrical gage	A5
Connection in acc. with standard	IEC / EN
Conductor cross section rigid	0.5 mm <sup>2</sup> ... 10 mm <sup>2</sup>
Cross section AWG	20 ... 8 (converted acc. to IEC)
Conductor cross section flexible	0.5 mm <sup>2</sup> ... 6 mm <sup>2</sup>
Conductor cross section, flexible [AWG]	20 ... 10 (converted acc. to IEC)
Conductor cross-section flexible (ferrule without plastic sleeve)	0.5 mm <sup>2</sup> ... 6 mm <sup>2</sup>
Flexible conductor cross section (ferrule with plastic sleeve)	0.5 mm <sup>2</sup> ... 4 mm <sup>2</sup>
Cross-section with insertion bridge, rigid	6 mm <sup>2</sup>
Cross-section with insertion bridge, flexible	6 mm <sup>2</sup>
2 conductors with same cross section, solid	0.5 mm <sup>2</sup> ... 2.5 mm <sup>2</sup>
2 conductors with same cross section, flexible	0.5 mm <sup>2</sup> ... 2.5 mm <sup>2</sup>
2 conductors with same cross section, flexible, with ferrule without plastic sleeve	0.5 mm <sup>2</sup> ... 2.5 mm <sup>2</sup>
2 conductors with the same cross section, flexible, with TWIN ferrule with plastic sleeve	0.5 mm <sup>2</sup> ... 4 mm <sup>2</sup>
Nominal current	57 A
Nominal voltage	800 V
Connection in acc. with standard	UL
Cross section AWG	26 ... 8 (converted acc. to IEC)
Nominal current	50 A

# UK 10 - Feed-through terminal block



3005015

<https://www.phoenixcontact.com/gb/products/3005015>

Nominal voltage	600 V
Connection in acc. with standard	CSA
Cross section AWG	26 ... 8 (converted acc. to IEC)
Nominal current	55 A
Nominal voltage	600 V

## Dimensions

Width	8.2 mm
End cover width	1.8 mm
Height	42.5 mm
Depth on NS 32	52 mm
Depth on NS 35/7,5	47 mm
Depth on NS 35/15	54.5 mm

## Material specifications

Color	gray (RAL 7042)
Flammability rating according to UL 94	V0
Insulating material group	I
Insulating material	PA
Static insulating material application in cold	-60 °C
Relative insulation material temperature index (Elec., UL 746 B)	130 °C
Fire protection for rail vehicles (DIN EN 45545-2) R22	HL 1 - HL 3
Fire protection for rail vehicles (DIN EN 45545-2) R23	HL 1 - HL 3
Fire protection for rail vehicles (DIN EN 45545-2) R24	HL 1 - HL 3
Fire protection for rail vehicles (DIN EN 45545-2) R26	HL 1 - HL 3
Surface flammability NFPA 130 (ASTM E 162)	passed
Specific optical density of smoke NFPA 130 (ASTM E 662)	passed
Smoke gas toxicity NFPA 130 (SMP 800C)	passed

## Electrical tests

### Surge voltage test

Test voltage setpoint	9.8 kV
Result	Test passed

### Temperature-rise test

Requirement temperature-rise test	Increase in temperature $\leq 45$ K
Result	Test passed
Short-time withstand current 6 mm <sup>2</sup>	0.72 kA
Short-time withstand current 10 mm <sup>2</sup>	1.2 kA
Result	Test passed

### Power-frequency withstand voltage

Test voltage setpoint	2 kV
Result	Test passed

# UK 10 - Feed-through terminal block



3005015

<https://www.phoenixcontact.com/gb/products/3005015>

## Mechanical properties

### Mechanical data

Open side panel	Yes
-----------------	-----

## Mechanical tests

### Mechanical strength

Result	Test passed
--------	-------------

### Attachment on the carrier

DIN rail/fixing support	NS 32/NS 35
Test force setpoint	5 N
Result	Test passed

### Test for conductor damage and slackening

Rotation speed	10 rpm
Revolutions	135
Conductor cross section/weight	0.5 mm <sup>2</sup> / 0.3 kg
	6 mm <sup>2</sup> / 1.4 kg
	10 mm <sup>2</sup> / 2 kg
Result	Test passed

## Environmental and real-life conditions

### Needle-flame test

Time of exposure	30 s
Result	Test passed

### Ambient conditions

Ambient temperature (operation)	-60 °C ... 110 °C (Operating temperature range incl. self-heating; for max. short-term operating temperature, see RTI Elec.)
Ambient temperature (storage/transport)	-25 °C ... 60 °C (for a short time, not exceeding 24 h, -60 °C to +70 °C)
Ambient temperature (assembly)	-5 °C ... 70 °C
Ambient temperature (actuation)	-5 °C ... 70 °C
Permissible humidity (operation)	20 % ... 90 %
Permissible humidity (storage/transport)	30 % ... 70 %

## Standards and regulations

Connection in acc. with standard	IEC / EN
	UL
	CSA

## Mounting

Mounting type	NS 32
	NS 35/7,5

# UK 10 - Feed-through terminal block

3005015

<https://www.phoenixcontact.com/gb/products/3005015>



---

NS 35/15

# UK 10 - Feed-through terminal block




3005015


<https://www.phoenixcontact.com/gb/products/3005015>


## Approvals


To download certificates, visit the product detail page: <https://www.phoenixcontact.com/gb/products/3005015>

 <b>CSA</b> Approval ID: 13631				
	Nominal voltage $U_N$	Nominal current $I_N$	Cross section AWG	Cross section $\text{mm}^2$
keine				
	600 V	55 A	26 - 8	-

 <b>EAC</b> Approval ID: KZ7500651131219505				
---	--	--	--	--

 <b>cULus Recognized</b> Approval ID: E60425				
	Nominal voltage $U_N$	Nominal current $I_N$	Cross section AWG	Cross section $\text{mm}^2$
B				
	600 V	50 A	26 - 8	-
C				
	600 V	50 A	26 - 8	-

 <b>ClassNK</b> Approval ID: 09 ME 142				
--	--	--	--	--

 <b>DNV</b> Approval ID: TAE00001CT				
---	--	--	--	--

# UK 10 - Feed-through terminal block



3005015

<https://www.phoenixcontact.com/gb/products/3005015>

## Classifications

### ECLASS

ECLASS-13.0	27250101
ECLASS-15.0	27250101

### ETIM

ETIM 9.0	EC000897
----------	----------

### UNSPSC

UNSPSC 21.0	39121400
-------------	----------

# UK 10 - Feed-through terminal block



3005015

<https://www.phoenixcontact.com/gb/products/3005015>

## Environmental product compliance

### EU RoHS

Fulfills EU RoHS substance requirements	Yes, No exemptions
---	--------------------

### China RoHS

Environment friendly use period (EFUP)	EFUP-E
	No hazardous substances above the limits

### EU REACH SVHC

REACH candidate substance (CAS No.)	No substance above 0.1 wt%
-------------------------------------	----------------------------

Phoenix Contact 2025 © - all rights reserved  
<https://www.phoenixcontact.com>

PHOENIX CONTACT Ltd  
Halesfield 13, Telford  
Shropshire, TF7 4PG  
01952 681700  
[info@phoenixcontact.co.uk](mailto:info@phoenixcontact.co.uk)