


ST 6 BU - Feed-through terminal block



3031490

<https://www.phoenixcontact.com/gb/products/3031490>

Please be informed that the data shown in this PDF document is generated from our online catalog. Please find the complete data in the user documentation. Our general terms of use for downloads are valid.



Feed-through terminal block, nom. voltage: 1000 V, nominal current: 41 A, number of connections: 2, connection method: Spring-cage connection, Rated cross section: 6 mm², cross section: 0.2 mm² - 10 mm², mounting type: NS 35/7,5, NS 35/15, color: blue

Your advantages

- The consistent double function shaft offers every opportunity for time-saving potential distribution and accommodating test accessories
- As well as saving space, the compact design and front connection enable user-friendly wiring in a small amount of space
- The large wiring space enables the use of conductors with ferrules and plastic collars within the nominal cross section
- Tested for railway applications

Commercial data

Item number	3031490
Packing unit	50 pc
Minimum order quantity	50 pc
Sales key	BE2111
Product key	BE2111
GTIN	4017918186951
Weight per piece (including packing)	16.505 g
Weight per piece (excluding packing)	16.5 g
Customs tariff number	85369010
Country of origin	DE

ST 6 BU - Feed-through terminal block



3031490

<https://www.phoenixcontact.com/gb/products/3031490>

Technical data

Product properties

Product type	Feed-through terminal block
Product family	ST
Area of application	Railway industry
	Machine building
	Plant engineering
	Process industry
Number of connections	2
Number of rows	1
Potentials	1

Insulation characteristics

Overvoltage category	III
Degree of pollution	3

Electrical properties

Rated surge voltage	8 kV
Maximum power dissipation for nominal condition	1.31 W

Connection data

Number of connections per level	2
Nominal cross section	6 mm ²
Connection method	Spring-cage connection
Stripping length	12 mm
Internal cylindrical gage	A5
Connection in acc. with standard	IEC 60947-7-1
Conductor cross section rigid	0.2 mm ² ... 10 mm ²
Cross section AWG	24 ... 8 (converted acc. to IEC)
Conductor cross section flexible	0.2 mm ² ... 6 mm ²
Conductor cross section, flexible [AWG]	24 ... 10 (converted acc. to IEC)
Conductor cross-section flexible (ferrule without plastic sleeve)	0.25 mm ² ... 6 mm ²
Flexible conductor cross section (ferrule with plastic sleeve)	0.25 mm ² ... 6 mm ²
2 conductors with the same cross section, flexible, with TWIN ferrule with plastic sleeve	0.5 mm ² ... 1.5 mm ²
Nominal current	41 A
Maximum load current	52 A (with 10 mm ² conductor cross section)
Nominal voltage	1000 V
Nominal cross section	6 mm ²

Ex data

Rated data (ATEX/IECEx)

Identification	⊕ II 2 GD Ex eb IIC Gb
----------------	------------------------

ST 6 BU - Feed-through terminal block



3031490

<https://www.phoenixcontact.com/gb/products/3031490>

Operating temperature range	-60 °C ... 85 °C
Ex-certified accessories	3030433 D-ST 6
	3024481 ATP-ST 6
	1204520 SZF 2-0,8X4,0
	3022276 CLIPFIX 35-5
	3022218 CLIPFIX 35
List of bridges	Plug-in bridge / FBS 2-8 / 3030284
	Plug-in bridge / FBS 3-8 / 3030297
	Plug-in bridge / FBS 4-8 / 3030307
	Plug-in bridge / FBS 5-8 / 3030310
	Plug-in bridge / FBS 10-8 / 3030323
Bridge data	35 A (6 mm ²)
Ex temperature increase	40 K (40.4 A / 6 mm ²)
for bridging with bridge	550 V
- At bridging between non-adjacent terminal blocks	440 V
- At bridging between non-adjacent terminal blocks via PE terminal block	440 V
- At cut-to-length bridging with cover	220 V
- At cut-to-length bridging with partition plate	275 V
Rated insulation voltage	500 V
output	(Permanent)

Ex level General

Rated voltage	550 V
Rated current	36.5 A
Maximum load current	45 A
Contact resistance	0.56 mΩ

Ex connection data General

Nominal cross section	6 mm ²
Rated cross section AWG	10
Connection capacity rigid	0.2 mm ² ... 10 mm ²
Connection capacity AWG	24 ... 8
Connection capacity flexible	0.2 mm ² ... 6 mm ²
Connection capacity AWG	24 ... 10

Dimensions

Width	8.2 mm
End cover width	2.2 mm
Height	69.5 mm
Depth on NS 35/7,5	43.5 mm
Depth on NS 35/15	51 mm

Material specifications

Color	blue (RAL 5015)
-------	-----------------

ST 6 BU - Feed-through terminal block



3031490

<https://www.phoenixcontact.com/gb/products/3031490>

Flammability rating according to UL 94	V0
Insulating material group	I
Insulating material	PA
Static insulating material application in cold	-60 °C
Relative insulation material temperature index (Elec., UL 746 B)	130 °C
Fire protection for rail vehicles (DIN EN 45545-2) R22	HL 1 - HL 3
Fire protection for rail vehicles (DIN EN 45545-2) R23	HL 1 - HL 3
Fire protection for rail vehicles (DIN EN 45545-2) R24	HL 1 - HL 3
Fire protection for rail vehicles (DIN EN 45545-2) R26	HL 1 - HL 3
Surface flammability NFPA 130 (ASTM E 162)	passed
Specific optical density of smoke NFPA 130 (ASTM E 662)	passed
Smoke gas toxicity NFPA 130 (SMP 800C)	passed

Electrical tests

Surge voltage test

Test voltage setpoint	9.8 kV
Result	Test passed

Temperature-rise test

Requirement temperature-rise test	Increase in temperature ≤ 45 K
Result	Test passed
Short-time withstand current 6 mm ²	0.72 kA
Short-time withstand current 10 mm ²	1.2 kA
Result	Test passed

Power-frequency withstand voltage

Test voltage setpoint	2.2 kV
Result	Test passed

Mechanical properties

Mechanical data

Open side panel	Yes
-----------------	-----

Mechanical tests

Mechanical strength

Result	Test passed
--------	-------------

Attachment on the carrier

DIN rail/fixing support	NS 35
Test force setpoint	5 N
Result	Test passed

Test for conductor damage and slackening

Rotation speed	10 rpm
Revolutions	135

ST 6 BU - Feed-through terminal block



3031490

<https://www.phoenixcontact.com/gb/products/3031490>

Conductor cross section/weight	0.2 mm ² / 0.2 kg
	6 mm ² / 1.4 kg
	10 mm ² / 2 kg
Result	Test passed

Environmental and real-life conditions

Aging

Temperature cycles	192
Result	Test passed

Needle-flame test

Time of exposure	30 s
Result	Test passed

Oscillation/broadband noise

Specification	DIN EN 50155 (VDE 0115-200):2008-03
Spectrum	Long life test category 2, bogie-mounted
Frequency	$f_1 = 5 \text{ Hz}$ to $f_2 = 250 \text{ Hz}$
ASD level	11.83 (m/s ²) ² /Hz
Acceleration	4.25g
Test duration per axis	5 h
Test directions	X-, Y- and Z-axis
Result	Test passed

Shocks

Specification	DIN EN 50155 (VDE 0115-200):2008-03
Pulse shape	Half-sine
Acceleration	30g
Shock duration	18 ms
Number of shocks per direction	3
Test directions	X-, Y- and Z-axis (pos. and neg.)
Result	Test passed

Ambient conditions

Ambient temperature (operation)	-60 °C ... 110 °C (Operating temperature range incl. self-heating; for max. short-term operating temperature, see RTI Elec.)
Ambient temperature (storage/transport)	-25 °C ... 60 °C (for a short time, not exceeding 24 h, -60 °C to +70 °C)
Ambient temperature (assembly)	-5 °C ... 70 °C
Ambient temperature (actuation)	-5 °C ... 70 °C
Permissible humidity (operation)	20 % ... 90 %
Permissible humidity (storage/transport)	30 % ... 70 %

Standards and regulations

Connection in acc. with standard	IEC 60947-7-1
----------------------------------	---------------

ST 6 BU - Feed-through terminal block



3031490

<https://www.phoenixcontact.com/gb/products/3031490>

Mounting

Mounting type	NS 35/7,5
	NS 35/15

ST 6 BU - Feed-through terminal block



3031490

<https://www.phoenixcontact.com/gb/products/3031490>

Drawings

Circuit diagram



ST 6 BU - Feed-through terminal block





3031490

<https://www.phoenixcontact.com/gb/products/3031490>


Approvals


To download certificates, visit the product detail page: <https://www.phoenixcontact.com/gb/products/3031490>


 CSA Approval ID: 13631				
	Nominal voltage U_N	Nominal current I_N	Cross section AWG	Cross section mm^2
B	600 V	50 A	24 - 8	-
C	600 V	50 A	24 - 8	-

 IECEE CB Scheme Approval ID: DE1-62810				
--	--	--	--	--

 KR Approval ID: HMB17372-EL002				
--	--	--	--	--

 NK Approval ID: 09 ME 140				
---	--	--	--	--

 VDE approval of drawings Approval ID: 40009035				
	Nominal voltage U_N	Nominal current I_N	Cross section AWG	Cross section mm^2
keine	1000 V	41 A	-	0.5 - 6

 cULus Recognized Approval ID: E60425				
	Nominal voltage U_N	Nominal current I_N	Cross section AWG	Cross section mm^2
B	600 V	50 A	24 - 8	-
C	600 V	50 A	24 - 8	-
F	1000 V	50 A	24 - 8	-

DNV Approval ID: TAE00001CS				
---------------------------------------	--	--	--	--

ST 6 BU - Feed-through terminal block



3031490

<https://www.phoenixcontact.com/gb/products/3031490>



ATEX

Approval ID: KEMA00ATEX2129U



IECEX

Approval ID: IECEX KEM 06.0050U



CCC

Approval ID: 2020322313000621



UKCA-EX

Approval ID: DEKRA 21UKEX0301U

ST 6 BU - Feed-through terminal block



3031490

<https://www.phoenixcontact.com/gb/products/3031490>

Classifications

ECLASS

ECLASS-13.0	27250101
ECLASS-15.0	27250101

ETIM

ETIM 9.0	EC000897
----------	----------

UNSPSC

UNSPSC 21.0	39121400
-------------	----------

ST 6 BU - Feed-through terminal block



3031490

<https://www.phoenixcontact.com/gb/products/3031490>

Environmental product compliance

EU RoHS

Fulfills EU RoHS substance requirements	Yes, No exemptions
---	--------------------

China RoHS

Environment friendly use period (EFUP)	EFUP-E
	No hazardous substances above the limits

EU REACH SVHC

REACH candidate substance (CAS No.)	No substance above 0.1 wt%
-------------------------------------	----------------------------

Phoenix Contact 2025 © - all rights reserved
<https://www.phoenixcontact.com>

PHOENIX CONTACT Ltd
Halesfield 13, Telford
Shropshire, TF7 4PG
01952 681700
info@phoenixcontact.co.uk