


# PT 4-PE - Protective conductor terminal block



3211766

<https://www.phoenixcontact.com/gb/products/3211766>

Please be informed that the data shown in this PDF document is generated from our online catalog. Please find the complete data in the user documentation. Our general terms of use for downloads are valid.



Protective conductor terminal block, number of connections: 2, connection method: Push-in connection, cross section: 0.2 mm<sup>2</sup> - 6 mm<sup>2</sup>, mounting type: NS 35/7,5, NS 35/15, color: green-yellow

## Your advantages

- The Push-in connection terminal blocks are characterized by the system features of the CLIPLINE complete system and by easy and tool-free wiring of conductors with ferrules or solid conductors
- In addition to the testing option in the double function shaft, all terminal blocks provide an additional test pick-off
- The compact design and front connection enable wiring in a confined space
- Tested for railway applications

## Commercial data

Item number	3211766
Packing unit	50 pc
Minimum order quantity	50 pc
Sales key	BE2221
Product key	BE2221
GTIN	4046356482615
Weight per piece (including packing)	10.6 g
Weight per piece (excluding packing)	9.833 g
Customs tariff number	85369010
Country of origin	CN

# PT 4-PE - Protective conductor terminal block



3211766

<https://www.phoenixcontact.com/gb/products/3211766>

## Technical data

### Product properties

Product type	Ground terminal block
Product family	PT
Area of application	Railway industry
	Machine building
	Plant engineering
	Process industry
Number of connections	2
Number of rows	1

### Insulation characteristics

Overvoltage category	III
Degree of pollution	3

### Electrical properties

Rated surge voltage	8 kV
Maximum power dissipation for nominal condition	1.02 W

### Connection data

Number of connections per level	2
Nominal cross section	4 mm <sup>2</sup>
Connection method	Push-in connection
Note	Please observe the current carrying capacity of the DIN rails.
Stripping length	10 mm ... 12 mm
Internal cylindrical gage	A4
Connection in acc. with standard	IEC 60947-7-2
Conductor cross section rigid	0.2 mm <sup>2</sup> ... 6 mm <sup>2</sup>
Cross section AWG	24 ... 10 (converted acc. to IEC)
Conductor cross section flexible	0.2 mm <sup>2</sup> ... 6 mm <sup>2</sup>
Conductor cross section, flexible [AWG]	24 ... 10 (converted acc. to IEC)
Conductor cross-section flexible (ferrule without plastic sleeve)	0.25 mm <sup>2</sup> ... 4 mm <sup>2</sup>
Flexible conductor cross section (ferrule with plastic sleeve)	0.25 mm <sup>2</sup> ... 4 mm <sup>2</sup>
Maximum load current	with 6 mm <sup>2</sup> conductor cross section, rigid

### Connection cross sections directly pluggable

Conductor cross section rigid	0.5 mm <sup>2</sup> ... 6 mm <sup>2</sup>
Conductor cross-section flexible (ferrule without plastic sleeve)	0.75 mm <sup>2</sup> ... 4 mm <sup>2</sup>
Flexible conductor cross section (ferrule with plastic sleeve)	0.5 mm <sup>2</sup> ... 4 mm <sup>2</sup>

### Ex data

#### Rated data (ATEX/IECEx)

Identification	Ⓔ II 2 G Ex eb IIC Gb
----------------	-----------------------

# PT 4-PE - Protective conductor terminal block



3211766

<https://www.phoenixcontact.com/gb/products/3211766>

Operating temperature range (1)	-60 °C ... 85 °C
Operating temperature range (2)	-40 °C ... 110 °C
Ex-certified accessories	3030420 D-ST 4
	3030721 ATP-ST 4
	1204517 SZF 1-0,6X3,5
	3022276 CLIPFIX 35-5
	3022218 CLIPFIX 35
output	(Permanent)

## Ex connection data General

Nominal cross section	4 mm <sup>2</sup>
Rated cross section AWG	12
Connection capacity rigid	0.2 mm <sup>2</sup> ... 6 mm <sup>2</sup>
Connection capacity AWG	24 ... 10
Connection capacity flexible	0.2 mm <sup>2</sup> ... 4 mm <sup>2</sup>
Connection capacity AWG	24 ... 12

## Dimensions

Width	6.2 mm
End cover width	2.2 mm
Height	56 mm
Depth	35.3 mm
Depth on NS 35/7,5	36.5 mm
Depth on NS 35/15	44 mm

## Material specifications

Color	green-yellow
Flammability rating according to UL 94	V0
Insulating material group	I
Insulating material	PA
Static insulating material application in cold	-60 °C
Relative insulation material temperature index (Elec., UL 746 B)	130 °C
Fire protection for rail vehicles (DIN EN 45545-2) R22	HL 1 - HL 3
Fire protection for rail vehicles (DIN EN 45545-2) R23	HL 1 - HL 3
Fire protection for rail vehicles (DIN EN 45545-2) R24	HL 1 - HL 3
Fire protection for rail vehicles (DIN EN 45545-2) R26	HL 1 - HL 3
Surface flammability NFPA 130 (ASTM E 162)	passed
Specific optical density of smoke NFPA 130 (ASTM E 662)	passed
Smoke gas toxicity NFPA 130 (SMP 800C)	passed

## Mechanical properties

### Mechanical data

Open side panel	Yes
-----------------	-----

## Environmental and real-life conditions

### Oscillation/broadband noise

Specification	DIN EN 50155 (VDE 0115-200):2022-06
Spectrum	Long life test category 2, bogie-mounted
Frequency	$f_1 = 5 \text{ Hz}$ to $f_2 = 250 \text{ Hz}$
ASD level	6.12 (m/s <sup>2</sup> )/Hz
Acceleration	3.12g
Test duration per axis	5 h
Test directions	X-, Y- and Z-axis
Result	Test passed

### Shocks

Specification	DIN EN 50155 (VDE 0115-200):2008-03
Pulse shape	Half-sine
Acceleration	30g
Shock duration	18 ms
Number of shocks per direction	3
Test directions	X-, Y- and Z-axis (pos. and neg.)
Result	Test passed

### Ambient conditions

Ambient temperature (operation)	-60 °C ... 110 °C (Operating temperature range incl. self-heating; for max. short-term operating temperature, see RTI Elec.)
Ambient temperature (storage/transport)	-25 °C ... 60 °C (for a short time, not exceeding 24 h, -60 °C to +70 °C)
Ambient temperature (assembly)	-5 °C ... 70 °C
Ambient temperature (actuation)	-5 °C ... 70 °C
Permissible humidity (operation)	20 % ... 90 %
Permissible humidity (storage/transport)	30 % ... 70 %

## Standards and regulations

Connection in acc. with standard	IEC 60947-7-2
----------------------------------	---------------

## Mounting

Mounting type	NS 35/7,5
	NS 35/15

# PT 4-PE - Protective conductor terminal block

3211766

<https://www.phoenixcontact.com/gb/products/3211766>

## Drawings

Circuit diagram



# PT 4-PE - Protective conductor terminal block





3211766

<https://www.phoenixcontact.com/gb/products/3211766>


## Approvals


To download certificates, visit the product detail page: <https://www.phoenixcontact.com/gb/products/3211766>


 <b>CSA</b> Approval ID: 2030668				
	Nominal voltage $U_N$	Nominal current $I_N$	Cross section AWG	Cross section $mm^2$
keine				
	-	-	24 - 10	-


 <b>IECEE CB Scheme</b> Approval ID: DE1-65864				
	Nominal voltage $U_N$	Nominal current $I_N$	Cross section AWG	Cross section $mm^2$
keine				
	-	-	-	0.2 - 4


 <b>EAC</b> Approval ID: RU C-DE.BL08.B.00644				
---	--	--	--	--


 <b>cULus Recognized</b> Approval ID: E60425				
--	--	--	--	--

 <b>LR</b> Approval ID: LR2371832TA				
---	--	--	--	--

 <b>NK</b> Approval ID: 22ME0007				
--	--	--	--	--

 <b>cULus Recognized</b> Approval ID: E60425				
--	--	--	--	--

 <b>VDE Zeichengenehmigung</b> Approval ID: 40037246				
	Nominal voltage $U_N$	Nominal current $I_N$	Cross section AWG	Cross section $mm^2$
keine				
	-	-	-	0.2 - 4

 <b>PRS</b> Approval ID: TE/2107/880590/21				
--	--	--	--	--

# PT 4-PE - Protective conductor terminal block



3211766

<https://www.phoenixcontact.com/gb/products/3211766>

## ABS

Approval ID: 21-2192245-PDA

## DNV

Approval ID: TAE000010T



## cULus Recognized

Approval ID: E60425



## cUL Recognized

Approval ID: E192998

	Nominal voltage $U_N$	Nominal current $I_N$	Cross section AWG	Cross section $mm^2$
keine	-	-	24 - 10	-



## IECEx

Approval ID: IECExPTB10.0046U

	Nominal voltage $U_N$	Nominal current $I_N$	Cross section AWG	Cross section $mm^2$
keine	-	-	-	-
Only flexible conductors	-	-	-	0.2 - 4
Only rigid conductors	-	-	-	0.2 - 6



## UL Recognized

Approval ID: E192998

	Nominal voltage $U_N$	Nominal current $I_N$	Cross section AWG	Cross section $mm^2$
keine	-	-	24 - 10	-



## ATEX

Approval ID: PTB09ATEX1112U

	Nominal voltage $U_N$	Nominal current $I_N$	Cross section AWG	Cross section $mm^2$
keine	-	-	-	-
Only flexible conductors	-	-	-	0.2 - 4
Only rigid conductors	-	-	-	0.2 - 6

# PT 4-PE - Protective conductor terminal block



3211766

<https://www.phoenixcontact.com/gb/products/3211766>



**CCC**

Approval ID: 2020322313000631



**UKCA-EX**

Approval ID: CSAE 22UKEX1100U



**EAC Ex**

Approval ID: KZ 7500525010101950

# PT 4-PE - Protective conductor terminal block



3211766

<https://www.phoenixcontact.com/gb/products/3211766>

## Classifications

### ECLASS

ECLASS-13.0	27250103
ECLASS-15.0	27250103

### ETIM

ETIM 9.0	EC000901
----------	----------

### UNSPSC

UNSPSC 21.0	39121400
-------------	----------

# PT 4-PE - Protective conductor terminal block



3211766

<https://www.phoenixcontact.com/gb/products/3211766>

## Environmental product compliance

### EU RoHS

Fulfills EU RoHS substance requirements	Yes, No exemptions
---	--------------------

### China RoHS

Environment friendly use period (EFUP)	EFUP-E
	No hazardous substances above the limits

### EU REACH SVHC

REACH candidate substance (CAS No.)	No substance above 0.1 wt%
-------------------------------------	----------------------------

Phoenix Contact 2025 © - all rights reserved  
<https://www.phoenixcontact.com>

PHOENIX CONTACT Ltd  
Halesfield 13, Telford  
Shropshire, TF7 4PG  
01952 681700  
[info@phoenixcontact.co.uk](mailto:info@phoenixcontact.co.uk)