


UKH 70-PE/S - Protective conductor terminal block



3213141

<https://www.phoenixcontact.com/gb/products/3213141>

Please be informed that the data shown in this PDF document is generated from our online catalog. Please find the complete data in the user documentation. Our general terms of use for downloads are valid.



Protective conductor terminal block, number of connections: 2, number of positions: 1, connection method: Screw connection, Rated cross section: 70 mm², cross section: 16 mm² - 95 mm², mounting method: PE foot with mounting screw, M6, mounting type: NS 35/7,5, NS 35/15, NS 35/15-2,3, NS 32, color: green-yellow

Your advantages

- Reliable cable connection is ensured by three-point centering of the conductor in the prismatic sleeve base
- Low contact resistance of the contact surface due to ribbing
- Screw locking by means of spring-loaded elements in the clamping part

Commercial data

Item number	3213141
Packing unit	10 pc
Minimum order quantity	1 pc
Sales key	BE1321
Product key	BE1321
GTIN	4046356783446
Weight per piece (including packing)	204.82 g
Weight per piece (excluding packing)	204.82 g
Customs tariff number	85369010
Country of origin	CN

UKH 70-PE/S - Protective conductor terminal block



3213141

<https://www.phoenixcontact.com/gb/products/3213141>

Technical data

Product properties

Product type	Ground terminal block
Product family	UKH
Number of positions	1
Number of connections	2
Number of rows	1

Insulation characteristics

Overvoltage category	III
Degree of pollution	3

Electrical properties

Rated surge voltage	8 kV
Maximum power dissipation for nominal condition	6.27 W

Connection data

Number of connections per level	2
Nominal cross section	70 mm ²

Level 1 above 1 below 1

Connection method	Screw connection
Screw thread	M8
Note	Please observe the current carrying capacity of the DIN rails.
Tightening torque	8 ... 10 Nm
Stripping length	24 mm
Internal cylindrical gage	A11
Connection in acc. with standard	IEC 60947-7-2
Conductor cross section rigid	16 mm ² ... 95 mm ²
Cross section AWG	4 ... 3/0 (converted acc. to IEC)
Conductor cross section flexible	25 mm ² ... 70 mm ²
Conductor cross section, flexible [AWG]	2 ... 2/0 (converted acc. to IEC)
Conductor cross-section flexible (ferrule without plastic sleeve)	16 mm ² ... 70 mm ²
Flexible conductor cross section (ferrule with plastic sleeve)	16 mm ² ... 70 mm ²
Nominal cross section	70 mm ²

Ex data

Rated data (ATEX/IECEx)

Identification	Ⓔ II 2 GD Ex eb IIC Gb
Operating temperature range	-60 °C ... 110 °C
Ex-certified accessories	1201934 VDE-ISS 6 1201662 E/AL-NS 35
Torque range for PE foot	6 Nm ... 8 Nm

UKH 70-PE/S - Protective conductor terminal block



3213141

<https://www.phoenixcontact.com/gb/products/3213141>

output	(Permanent)
--------	-------------

Ex connection data General

Torque range	8 Nm ... 10 Nm
Nominal cross section	70 mm ²
Rated cross section AWG	2/0
Connection capacity rigid	16 mm ² ... 70 mm ²
Connection capacity AWG	4 ... 2,0
Connection capacity flexible	25 mm ² ... 70 mm ²
Connection capacity AWG	3 ... 2/0

Dimensions

Width	20.3 mm
Height	70.5 mm
Depth on NS 35/15	87.5 mm

Material specifications

Color	green-yellow
Flammability rating according to UL 94	V0
Insulating material group	I
Insulating material	PA
Static insulating material application in cold	-60 °C
Temperature index of insulation material (DIN EN 60216-1 (VDE 0304-21))	130 °C
Relative insulation material temperature index (Elec., UL 746 B)	130 °C
Fire protection for rail vehicles (DIN EN 45545-2) R22	HL 1 - HL 3
Fire protection for rail vehicles (DIN EN 45545-2) R23	HL 1 - HL 3
Fire protection for rail vehicles (DIN EN 45545-2) R24	HL 1 - HL 3
Fire protection for rail vehicles (DIN EN 45545-2) R26	HL 1 - HL 3
Calorimetric heat release NFPA 130 (ASTM E 1354)	28 MJ/kg
Surface flammability NFPA 130 (ASTM E 162)	passed
Specific optical density of smoke NFPA 130 (ASTM E 662)	passed
Smoke gas toxicity NFPA 130 (SMP 800C)	passed

Mechanical properties

General

Terminal block mounting	6 Nm ... 8 Nm (PE foot with mounting screw, M6)
-------------------------	---

Mechanical data

Open side panel	No
-----------------	----

Environmental and real-life conditions

Oscillation/broadband noise

Specification	DIN EN 50155 (VDE 0115-200):2008-03
Spectrum	Long life test category 1, class B, body mounted

UKH 70-PE/S - Protective conductor terminal block



3213141

<https://www.phoenixcontact.com/gb/products/3213141>

Frequency	$f_1 = 5 \text{ Hz}$ to $f_2 = 150 \text{ Hz}$
ASD level	$1.857 \text{ (m/s}^2\text{)}^2\text{/Hz}$
Acceleration	0.8g
Test duration per axis	5 h
Test directions	X-, Y- and Z-axis
Result	Test passed

Shocks

Specification	DIN EN 50155 (VDE 0115-200):2008-03
Pulse shape	Half-sine
Acceleration	5g
Shock duration	30 ms
Number of shocks per direction	3
Test directions	X-, Y- and Z-axis (pos. and neg.)
Result	Test passed

Ambient conditions

Ambient temperature (operation)	-60 °C ... 110 °C (Operating temperature range incl. self-heating; for max. short-term operating temperature, see RTI Elec.)
Ambient temperature (storage/transport)	-25 °C ... 60 °C (for a short time, not exceeding 24 h, -60 °C to +70 °C)
Ambient temperature (assembly)	-5 °C ... 70 °C
Ambient temperature (actuation)	-5 °C ... 70 °C
Permissible humidity (operation)	20 % ... 90 %
Permissible humidity (storage/transport)	30 % ... 70 %

Standards and regulations

Connection in acc. with standard	IEC 60947-7-2
----------------------------------	---------------

Mounting

Mounting type	NS 35/7,5
	NS 35/15
	NS 35/15-2,3
	NS 32
Terminal block mounting	6 Nm ... 8 Nm (PE foot with mounting screw, M6)

UKH 70-PE/S - Protective conductor terminal block



3213141

<https://www.phoenixcontact.com/gb/products/3213141>

Drawings

Circuit diagram



UKH 70-PE/S - Protective conductor terminal block





3213141


<https://www.phoenixcontact.com/gb/products/3213141>


Approvals


To download certificates, visit the product detail page: <https://www.phoenixcontact.com/gb/products/3213141>

 CSA Approval ID: 13631				
	Nominal voltage U_N	Nominal current I_N	Cross section AWG	Cross section mm^2
B	-	-	6 - 3/0	-
C	-	-	6 - 3/0	-

 cULus Recognized Approval ID: E60425				
	Nominal voltage U_N	Nominal current I_N	Cross section AWG	Cross section mm^2
B	600 V	-	6 - 3/0	-
C	600 V	-	6 - 3/0	-

 LR Approval ID: LR2420186TA				
---	--	--	--	--

 IECEx Approval ID: IECEx SEV12.0008U				
	Nominal voltage U_N	Nominal current I_N	Cross section AWG	Cross section mm^2
keine				
Mounting on NS 32	690 V	180 A	-	25 - 70
Mounting on NS 35	880 V	180 A	-	25 - 70

 ATEX Approval ID: SEV12ATEX0168U				
	Nominal voltage U_N	Nominal current I_N	Cross section AWG	Cross section mm^2
keine	-	-	-	25 - 70

 CCC Approval ID: 2020322313000623				
---	--	--	--	--

 EAC Ex				
---	--	--	--	--

UKH 70-PE/S - Protective conductor terminal block



3213141

<https://www.phoenixcontact.com/gb/products/3213141>

Approval ID: KZ 7500525010101950

UKH 70-PE/S - Protective conductor terminal block



3213141

<https://www.phoenixcontact.com/gb/products/3213141>

Classifications

ECLASS

ECLASS-13.0	27250103
ECLASS-15.0	27250103

ETIM

ETIM 9.0	EC000901
----------	----------

UNSPSC

UNSPSC 21.0	39121400
-------------	----------

UKH 70-PE/S - Protective conductor terminal block



3213141

<https://www.phoenixcontact.com/gb/products/3213141>

Environmental product compliance

EU RoHS

Fulfills EU RoHS substance requirements	Yes, No exemptions
---	--------------------

China RoHS

Environment friendly use period (EFUP)	EFUP-E
	No hazardous substances above the limits

EU REACH SVHC

REACH candidate substance (CAS No.)	No substance above 0.1 wt%
-------------------------------------	----------------------------

Phoenix Contact 2025 © - all rights reserved
<https://www.phoenixcontact.com>

PHOENIX CONTACT Ltd
Halesfield 13, Telford
Shropshire, TF7 4PG
01952 681700
info@phoenixcontact.co.uk