

fixed-mount non-aut. circuit-b. 3-pole, size II, IEC In=2000A to 690V, AC50/60Hz Icu=66kA at 500V frnt.conn. top/bot. dual-hole without overcurrent release Motorized/manual operating mechanism with spring charging motor AC 50/60 Hz 208-240 V or 220-250 V DC Activation AC 50/60 Hz 230 V, 220 V DC With 1st auxiliary release Shunt release "F", F1 50/60 Hz 230 V AC/220 V DC, 100% on-load factor With 2nd auxiliary release "F", F2 Shunt release 230 V AC/220 V DC, 100% on-load factor 2NO+2NC

Model	
product brand name	SENTRON
product designation	ACB
design of the product	IEC 60947-2
design of the actuating element	Pushbutton
type of the driving mechanism	Manual/motorized operating mechanism with mechanical and electrical closing
type of the driving mechanism / motor drive	Yes
design of the overcurrent release	without
General technical data	
number of poles	3
size of the circuit-breaker	2
utilization category	B
circuit-breaker / Design	3WL1
Voltage	
Rated insulation voltage Ui	1 000 V
insulation voltage / rated value	1 000 V
operating voltage	
• at AC / at 50/60 Hz / rated value	690 V
Protection class	
protection class IP	IP20
protection class IP / on the front	IP20
protection function of the overcurrent release	without
Dissipation	
power loss [W]	
• for rated value of the current / at AC / in hot operating state / per pole	60 W
• maximum	180 W
Main circuit	
operating frequency	
• 1 / rated value	50 Hz
• 2 / rated value	60 Hz
Auxiliary circuit	
number of NC contacts / for auxiliary contacts	2
number of NO contacts / for auxiliary contacts	2
Suitability	
suitability for use	Contact unit without release
Product details	
product component	
• trip indicator	No
• voltage trigger	Yes
• undervoltage release	No
design of the auxiliary switch	2 NO + 2 NC
product extension / optional / motor drive	No
Product function	
product function	
• grounding protection	No
Display and operation	

display version	without display
Short circuit	
operating short-circuit current breaking capacity (Ics)	
• at 415 V / rated value	66 kA
• at 500 V / rated value	66 kA
• at 690 V / rated value	50 kA
maximum short-circuit current breaking capacity (Icu)	
• at 415 V / rated value	66 kA
• at 500 V / rated value	66 kA
• at 690 V / rated value	50 kA
Connections	
arrangement of electrical connectors / for main current circuit	Main connection top front/bottom double hole
type of electrical connection / for main current circuit	busbar connection
Mechanical Design	
height	507 mm
width	460 mm
depth	369 mm
fastening method	fixed mounting
Environmental conditions	
ambient temperature / during operation	
• minimum	-25 °C
• maximum	70 °C
ambient temperature / during storage	
• minimum	-40 °C
• maximum	70 °C

Further information

Information on the packaging

<https://support.industry.siemens.com/cs/ww/en/view/109813875>

Industry Mall (Online ordering system)

<https://mall.industry.siemens.com/mall/en/en/Catalog/product?mlfb=3WL1220-2AA34-4GG2>

Service&Support (Manuals, Certificates, Characteristics, FAQs,...)

<https://support.industry.siemens.com/cs/ww/en/ps/3WL1220-2AA34-4GG2>

Image database (product images, 2D dimension drawings, 3D models, device circuit diagrams, ...)

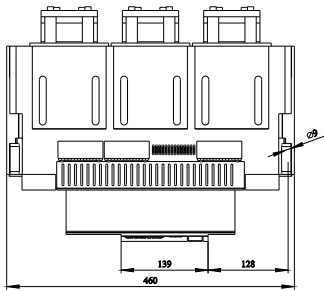
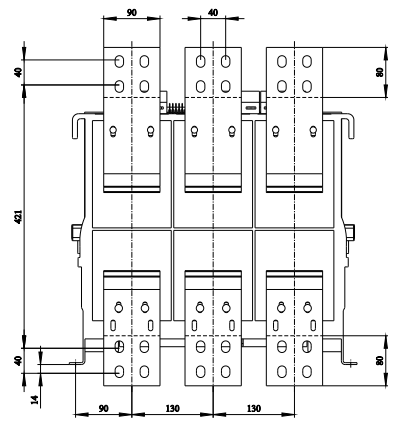
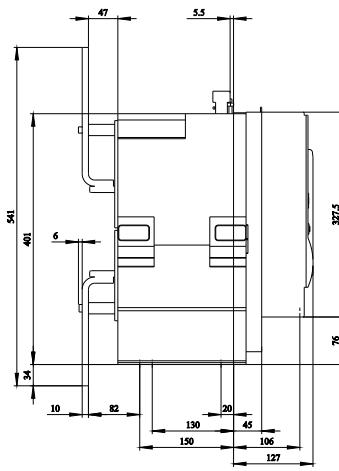
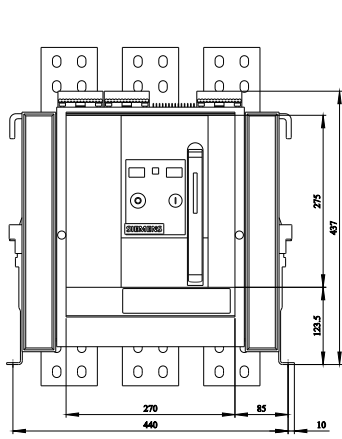
http://www.automation.siemens.com/bilddb/cax_en.aspx?mlfb=3WL1220-2AA34-4GG2

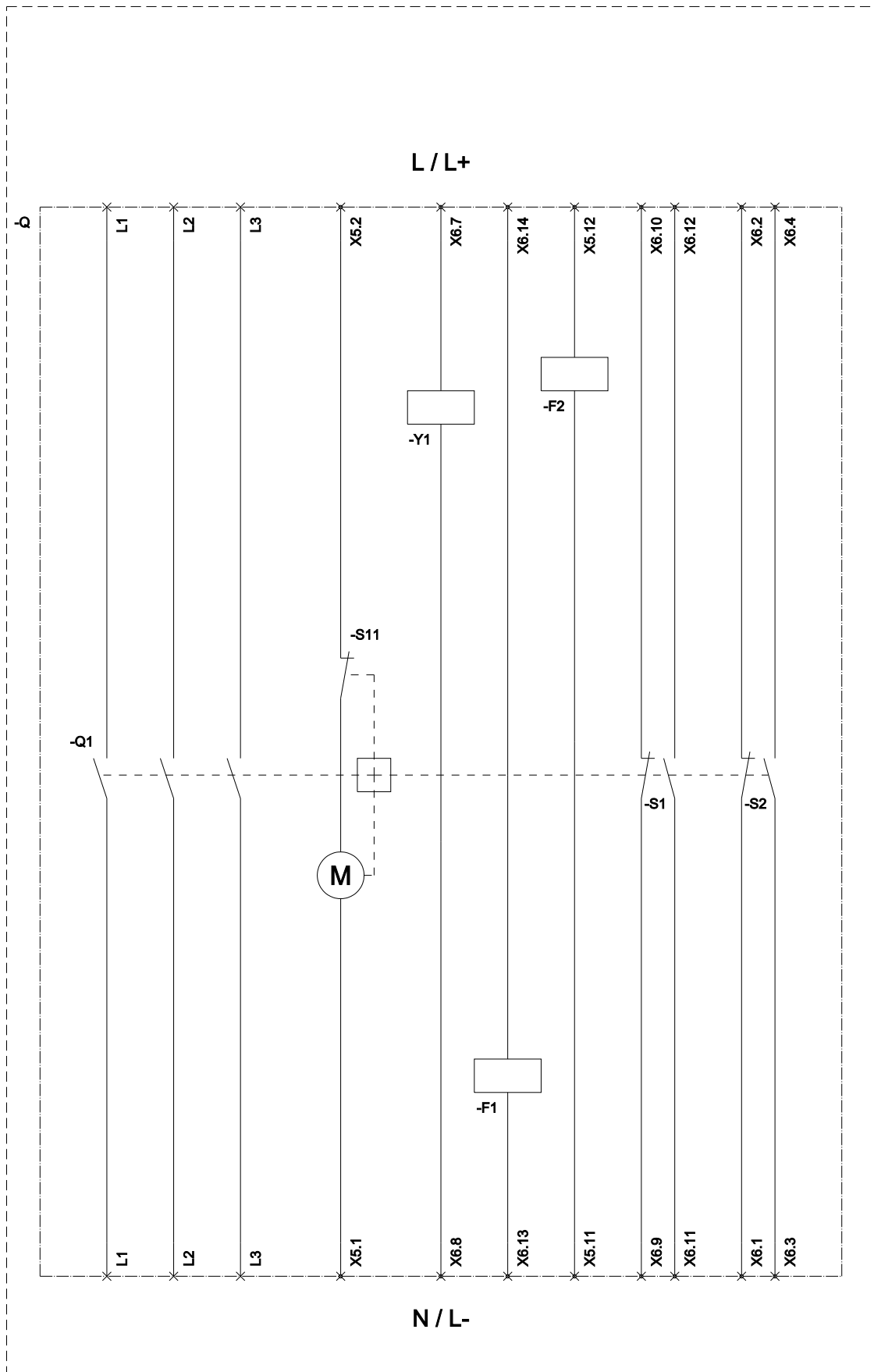
CAX-Online-Generator

<http://www.siemens.com/cax>

Tender specifications

<http://www.siemens.com/specifications>





S11 (Internal motor shutdown switch, if spring is tensioned / Interner Motorabstellschalter, wenn Feder gespannt);
 F1 (1st auxiliary release / Erster Hilfsauslöser); F2 (2nd auxiliary release / Zweiter Hilfsauslöser);
 S1 - S8 (Auxiliary switch / Hilfsschalter); Y1 (Closing coil / Einschaltmagnet);

last modified:

6/21/2023 