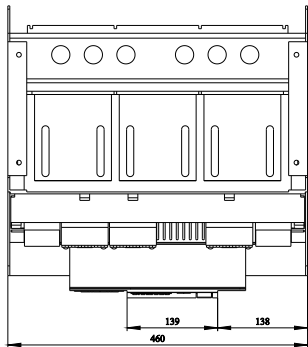
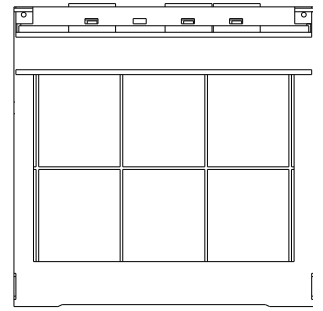
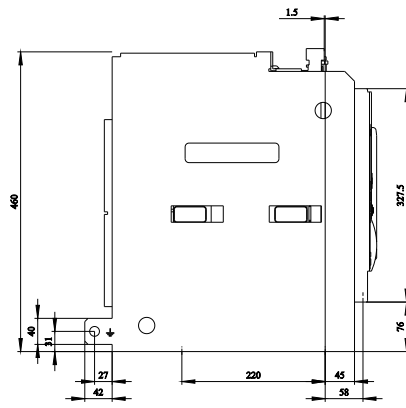
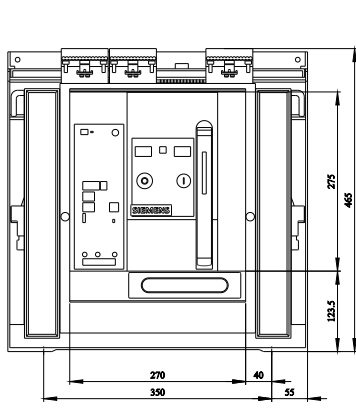
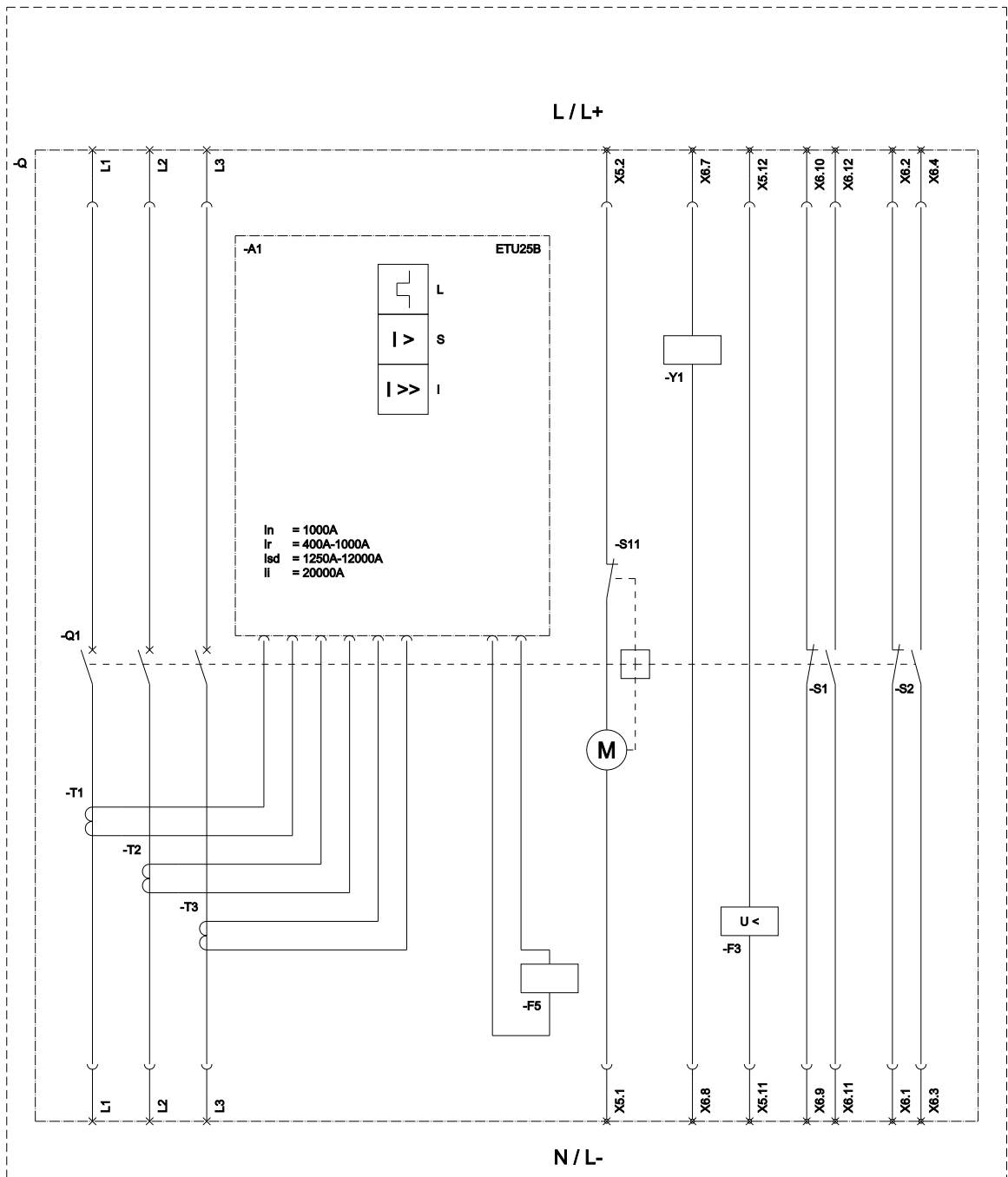


withdrawable circuit breaker without guide frame 3-pole, size II, IEC In=1000A to 690V, AC50/60Hz Icu=100kA at 500V rear connection horizontal Overcurrent release ETU 25 LSI protection adjustable 0.4-1 in Motorized/manual operating mechanism with spring charging motor AC 50/60 Hz 208-240 V or 220-250 V DC Activation AC 50/60 Hz 230 V, 220 V DC without 1st auxiliary release With 2nd auxiliary release "R", F3 Undervoltage, instant. 208-240 V AC, 220-250 V DC 2NO+2NC

Model	
product brand name	SENTRON
product designation	ACB
design of the product	IEC 60947-2
design of the actuating element	Pushbutton
type of the driving mechanism	Manual/motorized operating mechanism with mechanical and electrical closing
type of the driving mechanism / motor drive	Yes
design of the overcurrent release	ETU25B
General technical data	
number of poles	3
size of the circuit-breaker	2
utilization category	B
circuit-breaker / Design	3WL1
Voltage	
Rated insulation voltage Ui	1 000 V
insulation voltage / rated value	1 000 V
operating voltage	
• at AC / at 50/60 Hz / rated value	690 V
Protection class	
protection class IP	IP20
protection class IP / on the front	IP20
protection function of the overcurrent release	LSI
Dissipation	
power loss [W]	
• for rated value of the current / at AC / in hot operating state / per pole	31.7 W
• maximum	95 W
Main circuit	
operating frequency	
• 1 / rated value	50 Hz
• 2 / rated value	60 Hz
Auxiliary circuit	
number of NC contacts / for auxiliary contacts	2
number of NO contacts / for auxiliary contacts	2
Suitability	
suitability for use	Plant / motor protection
Adjustable parameters	
adjustable current response value current / of the current-dependent overload release / initial value	400 A
Product details	
product component	
• trip indicator	Yes
• voltage trigger	No
• undervoltage release	Yes
design of the auxiliary switch	2 NO + 2 NC
product extension / optional / motor drive	No
Product function	

<b>product function</b>	
• grounding protection	No
• phase failure detection	Yes
<b>Display and operation</b>	
<b>display version</b>	without display
<b>Short circuit</b>	
<b>operating short-circuit current breaking capacity (Ics)</b>	
• at 415 V / rated value	100 kA
• at 500 V / rated value	100 kA
• at 690 V / rated value	85 kA
<b>maximum short-circuit current breaking capacity (Icu)</b>	
• at 415 V / rated value	100 kA
• at 500 V / rated value	100 kA
• at 690 V / rated value	85 kA
<b>Connections</b>	
arrangement of electrical connectors / for main current circuit	without guide frame
type of electrical connection / for main current circuit	Blade contacts
<b>Mechanical Design</b>	
<b>height</b>	411.5 mm
<b>width</b>	451 mm
<b>depth</b>	337 mm
<b>fastening method</b>	drawer unit
<b>Environmental conditions</b>	
<b>ambient temperature / during operation</b>	
• minimum	-20 °C
• maximum	70 °C
<b>ambient temperature / during storage</b>	
• minimum	-40 °C
• maximum	70 °C
<b>Further information</b>	
<b>Information on the packaging</b> <a href="https://support.industry.siemens.com/cs/ww/en/view/109813875">https://support.industry.siemens.com/cs/ww/en/view/109813875</a> <b>Industry Mall (Online ordering system)</b> <a href="https://mall.industry.siemens.com/mall/en/en/Catalog/product?mlfb=3WL1210-4CB35-4AN2">https://mall.industry.siemens.com/mall/en/en/Catalog/product?mlfb=3WL1210-4CB35-4AN2</a> <b>Service&amp;Support (Manuals, Certificates, Characteristics, FAQs,...)</b> <a href="https://support.industry.siemens.com/cs/ww/en/ps/3WL1210-4CB35-4AN2">https://support.industry.siemens.com/cs/ww/en/ps/3WL1210-4CB35-4AN2</a> <b>Image database (product images, 2D dimension drawings, 3D models, device circuit diagrams, ...)</b> <a href="http://www.automation.siemens.com/bilddb/cax_en.aspx?mlfb=3WL1210-4CB35-4AN2">http://www.automation.siemens.com/bilddb/cax_en.aspx?mlfb=3WL1210-4CB35-4AN2</a> <b>CAX-Online-Generator</b> <a href="http://www.siemens.com/cax">http://www.siemens.com/cax</a> <b>Tender specifications</b> <a href="http://www.siemens.com/specifications">http://www.siemens.com/specifications</a>	





L (Long Time Delay / Überlastschutz); S (Short Time Delay / Kurzschlussschutz, kurzzeitverzögert); I (Instantaneous / Kurzschlussschutz, unverzögert);  
 S11 (Internal motor shutdown switch, if spring is tensioned / Interner Motorabstellschalter, wenn Feder gespannt); F3 (Undervoltage release / Unterspannungsauslöser);  
 F5 (Maglatch for trip unit / Auslösemagnet); S1 - S8 (Auxiliary switch / Hilfschalter); Y1 (Closing coil / Einschaltmagnet);

last modified:

3/16/2020

