

22MM PLASTIC ROUND ACTUATOR: CES KEY-OPER.SWITCH WITH 2 KEYS 3 SWITCH POSITIONS I-O-II RIGHT LATCH.,LE.MOMEN.CONT.TYPE LOCK NO SSG 10, REM. POS. O+II Z=WITHOUT HOLDER

Design of the product	Single device round
-----------------------	---------------------

Enclosure:

Number of command points	1
--------------------------	---

Actuator:

Design of the operating mechanism	Key-operated switch
Manner of function of the actuating element	Momentary contact (left), latching (right)
Product extension optional Light source	No
Color	
• of the actuating element	Silver
Material of the actuating element	metal
Outer diameter of the actuating element	28.5 mm
Type of unlocking device	key unlatching
Number of switching positions	3
Switch position for key distraction	O+II
Actuating angle	
• clockwise	50°
• anticlockwise	50°
Lock make	CES

Front ring:

Product component front ring	Yes
Design of the front ring	Standard
Material of the front ring	plastic
Color of the front ring	black

General technical data:

Product function	
• EMERGENCY OFF function	No
• EMERGENCY STOP function	No
Protection class IP	IP66
Vibration resistance	
• acc. to IEC 60068-2-6	20 ... 200 Hz: 5g
Operating frequency maximum	1 000 1/h
Mechanical service life (switching cycles)	
• typical	300 000

Equipment marking	
<ul style="list-style-type: none"> • acc. to DIN 40719 extended according to IEC 204-2 acc. to IEC 750 	S
<ul style="list-style-type: none"> • acc. to DIN EN 61346-2 	S
<ul style="list-style-type: none"> • acc. to DIN EN 81346-2 	S

Safety related data:

B10 value	
<ul style="list-style-type: none"> • with high demand rate acc. to SN 31920 	50 000
Proportion of dangerous failures	
<ul style="list-style-type: none"> • with low demand rate acc. to SN 31920 	20 %
<ul style="list-style-type: none"> • with high demand rate acc. to SN 31920 	20 %
Failure rate [FIT]	
<ul style="list-style-type: none"> • with low demand rate acc. to SN 31920 	100 FIT
T1 value for proof test interval or service life acc. to IEC 61508	20 y





Ambient conditions:

Ambient temperature	
<ul style="list-style-type: none"> • during operation 	-25 ... +70 °C
<ul style="list-style-type: none"> • during storage 	-40 ... +80 °C
Environmental category during operation acc. to IEC 60721	3K6

Installation/ mounting/ dimensions:

Mounting type	front mounting
Shape of the installation opening	round
Mounting diameter	22 mm
Mounting height	64 mm
Installation width	28.5 mm
Installation depth	29 mm

Certificates/approvals

General Product Approval		Declaration of Conformity	Test Certificates	Shipping Approval
 CSA	 UL		 EG-Konf.	spezielle Prüfbescheinigungen n  ABS

Shipping Approval				other	
 DNV	 LRS	 PRS	 RINA	Bestätigungen	Umweltbestätigung

other
sonstig

Further information

Information- and Downloadcenter (Catalogs, Brochures,...)

<http://www.siemens.com/industrial-controls/catalogs>

Industry Mall (Online ordering system)

<https://mall.industry.siemens.com/mall/en/en/Catalog/product?mlfb=3SB3000-4SD61-Z B01>

Cax online generator

<http://support.automation.siemens.com/WW/CAXorder/default.aspx?lang=en&mlfb=3SB3000-4SD61-Z B01>

Service&Support (Manuals, Certificates, Characteristics, FAQs,...)

<https://support.industry.siemens.com/cs/ww/en/ps/3SB3000-4SD61-Z B01>

Image database (product images, 2D dimension drawings, 3D models, device circuit diagrams, EPLAN macros, ...)

http://www.automation.siemens.com/bilddb/cax_de.aspx?mlfb=3SB3000-4SD61-Z B01&lang=en

last modified:

08/18/2016