

22MM PLASTIC ROUND ACTUATOR: CES KEY-OPER.SWITCH WITH 2 KEYS 3 SWITCH POSITIONS I-O-II LATCHING LOCK NO SSG 10, REM. POS. I+II WITHOUT HOLDER

Design of the product	Single device round
-----------------------	---------------------

### Enclosure:

Number of command points	1
--------------------------	---

### Actuator:

Design of the operating mechanism	Key-operated switch
Manner of function of the actuating element	Latching
Product extension optional Light source	No
Color	
• of the actuating element	Silver
Material of the actuating element	metal
Outer diameter of the actuating element	28.5 mm
Type of unlocking device	key unlatching
Number of switching positions	3
Switch position for key distraction	I+II
Actuating angle	
• clockwise	50°
• anticlockwise	50°
Lock make	CES

### Front ring:

Product component front ring	Yes
Design of the front ring	Standard
Material of the front ring	plastic
Color of the front ring	black

### General technical data:

Product function	
• EMERGENCY OFF function	No
• EMERGENCY STOP function	No
Protection class IP	IP66
Vibration resistance	
• acc. to IEC 60068-2-6	20 ... 200 Hz: 5g
Operating frequency maximum	1 000 1/h
Mechanical service life (switching cycles)	
• typical	300 000
Equipment marking	

- acc. to DIN 40719 extended according to IEC 204-2 acc. to IEC 750
- acc. to DIN EN 61346-2
- acc. to DIN EN 81346-2

S  
S  
S

#### Safety related data:

<b>B10 value</b>	
<ul style="list-style-type: none"> <li>• with high demand rate acc. to SN 31920</li> </ul>	50 000
<b>Proportion of dangerous failures</b>	
<ul style="list-style-type: none"> <li>• with low demand rate acc. to SN 31920</li> <li>• with high demand rate acc. to SN 31920</li> </ul>	20 % 20 %
<b>Failure rate [FIT]</b>	
<ul style="list-style-type: none"> <li>• with low demand rate acc. to SN 31920</li> </ul>	100 FIT
<b>T1 value for proof test interval or service life acc. to IEC 61508</b>	20 y










#### Ambient conditions:

<b>Ambient temperature</b>	
<ul style="list-style-type: none"> <li>• during operation</li> <li>• during storage</li> </ul>	-25 ... +70 °C -40 ... +80 °C
<b>Environmental category during operation acc. to IEC 60721</b>	3K6

#### Installation/ mounting/ dimensions:

<b>Mounting type</b>	front mounting
<b>Shape of the installation opening</b>	round
<b>Mounting diameter</b>	22 mm
<b>Mounting height</b>	64 mm
<b>Installation width</b>	28.5 mm
<b>Installation depth</b>	29 mm

#### Certificates/approvals

General Product Approval		Declaration of Conformity		Shipping Approval	
					
CSA	UL		EG-Konf.	ABS	DNV
Shipping Approval			other		
			<a href="#">Bestätigungen</a>		
LRS	PRS	RINA			

## Further information

### **Information- and Downloadcenter (Catalogs, Brochures,...)**

<http://www.siemens.com/industrial-controls/catalogs>

### **Industry Mall (Online ordering system)**

<https://mall.industry.siemens.com/mall/en/en/Catalog/product?mfb=3SB3000-4PD41-Z B01>

### **Cax online generator**

<http://support.automation.siemens.com/WW/CAXorder/default.aspx?lang=en&mfb=3SB3000-4PD41-Z B01>

### **Service&Support (Manuals, Certificates, Characteristics, FAQs,...)**

<https://support.industry.siemens.com/cs/ww/en/ps/3SB3000-4PD41-Z B01>

### **Image database (product images, 2D dimension drawings, 3D models, device circuit diagrams, EPLAN macros, ...)**

[http://www.automation.siemens.com/bilddb/cax\\_de.aspx?mfb=3SB3000-4PD41-Z B01&lang=en](http://www.automation.siemens.com/bilddb/cax_de.aspx?mfb=3SB3000-4PD41-Z B01&lang=en)

last modified:

08/18/2016