

SACC-4P-DSI-M12FSD/FSD-M16 - Control cabinet feed-through



1424326

<https://www.phoenixcontact.com/gb/products/1424326>

Please be informed that the data shown in this PDF document is generated from our online catalog. Please find the complete data in the user documentation. Our general terms of use for downloads are valid.



Control cabinet feed-through, 4-position, Socket, straight, M12, D-coding, on Socket, straight, M12, D-coding

Commercial data

Item number	1424326
Packing unit	1 pc
Minimum order quantity	1 pc
Sales key	ABQFAA
Product key	ABQFAA
GTIN	4046356730525
Weight per piece (including packing)	44.1 g
Weight per piece (excluding packing)	32.5 g
Customs tariff number	85366990
Country of origin	DE

SACC-4P-DSI-M12FSD/FSD-M16 - Control cabinet feed-through



1424326

<https://www.phoenixcontact.com/gb/products/1424326>

Technical data

Notes

Notes on operation	The electrical and mechanical data specified assume that the connector pair is correctly locked and mounted. If the connector is unlocked and if there is a danger of contamination, the connector must be sealed using a protective cap > IP54. Influences arising from litz wires, cables or PCB assembly must also be taken into consideration.
--------------------	--

Safety note

Safety note	WARNING: The connectors may not be plugged in or disconnected under load. Ignoring the warning or improper use may damage persons and/or property.
	<ul style="list-style-type: none">• WARNING: Commission properly functioning products only. The products must be regularly inspected for damage. Decommission defective products immediately. Replace damaged products. Repairs are not possible.
	<ul style="list-style-type: none">• WARNING: Only electrically qualified personnel may install and operate the product. They must observe the following safety notes. The qualified personnel must be familiar with the basics of electrical engineering. They must be able to recognize and prevent danger. The relevant symbol on the packaging indicates that only personnel familiar with electrical engineering are allowed to install and operate the product.
	<ul style="list-style-type: none">• The products are suitable for applications in plant, controller, and electrical device engineering.
	<ul style="list-style-type: none">• When operating the connectors in outdoor applications, they must be separately protected against environmental influences.
	<ul style="list-style-type: none">• Assembled products may not be manipulated or improperly opened.
	<ul style="list-style-type: none">• Only use mating connectors that are specified in the technical data of the standards listed (e.g. the ones listed in the product accessories online at phoenixcontact.com/products).
	<ul style="list-style-type: none">• When using the product in direct connection with third-party manufacturers, the user is responsible.
	<ul style="list-style-type: none">• For operating voltages > 50 V AC, conductive connector housings must be grounded
	<ul style="list-style-type: none">• Ensure that when laying the cable, the tensile load on the connectors does not exceed the upper limit specified in the standards.
	<ul style="list-style-type: none">• Observe the corresponding technical data. You will find information:<ul style="list-style-type: none">o On the producto On the packing labelo In the supplied documentationo Online at phoenixcontact.com/products under the product
	<ul style="list-style-type: none">• Only use tools recommended by Phoenix Contact
	<ul style="list-style-type: none">• Use a protective cap to protect connectors that are not in use. The suitable accessories are available online in the accessory section of the product at phoenixcontact.com/products

SACC-4P-DSI-M12FSD/FSD-M16 - Control cabinet feed-through



1424326

<https://www.phoenixcontact.com/gb/products/1424326>

	<ul style="list-style-type: none">• Ensure that the protective or functional ground has been properly connected.
	<ul style="list-style-type: none">• VDE 0100/1.97 § 411.1.3.2 and DIN EN 60 204/11.98 § 14.1.3 are applicable when combining several circuits in a cable and/or connector
	<ul style="list-style-type: none">• The connector warms up in normal operation. Depending on the ambient conditions, the surface of the connector can continue to warm up. In this case, the user is responsible for posting warnings (e.g. DIN EN ISO 13732-1:2008-12).

Mounting

Mounting type	Bipolar mounting (M16 x 1,5)
Tightening torque	3 Nm ... 4.5 Nm (Installation-side)

Product properties

Product type	Circular connectors (device side)
Application	Data
	Signal
Number of positions	4
Coding	D
Thread type	M12

Insulation characteristics

Overvoltage category	II
Degree of pollution	2

Material specifications

Flammability rating according to UL 94	HB
Seal material	FKM
Contact material	CuZn
Contact surface material	Au
Contact carrier material	PA 6.6
Material for screw connection	Brass, nickel-plated

Electrical properties

Rated surge voltage	0.8 kV
Contact resistance	≤ 3 mΩ
Insulation resistance	≥ 100 MΩ
Nominal voltage U_N	60 V
Nominal current I_N	4 A

Mechanical properties

Mechanical data

Insertion/withdrawal cycles	> 100
-----------------------------	-------

SACC-4P-DSI-M12FSD/FSD-M16 - Control cabinet feed-through



1424326

<https://www.phoenixcontact.com/gb/products/1424326>

Connector

Connection 1

Head design	Socket
Head cable outlet	straight
Head thread type	M12
Coding	D

Connection 2

Head design	Socket
Head cable outlet	straight
Head thread type	M12
Coding	D

Environmental and real-life conditions

Ambient conditions

Degree of protection	IP67 IP65/IP67
Ambient temperature (operation) (male connector/female connector)	-25 °C ... 85 °C (Plug / socket)
Ambient temperature (operation) (fixed installation)	-40 °C ... 85 °C (without mechanical actuation)
UL Type Rating	Type 4 (indoor use only)

Standards and regulations

Standard designation	M12 circular connector
Standards/specifications	according to IEC 61076-2-101

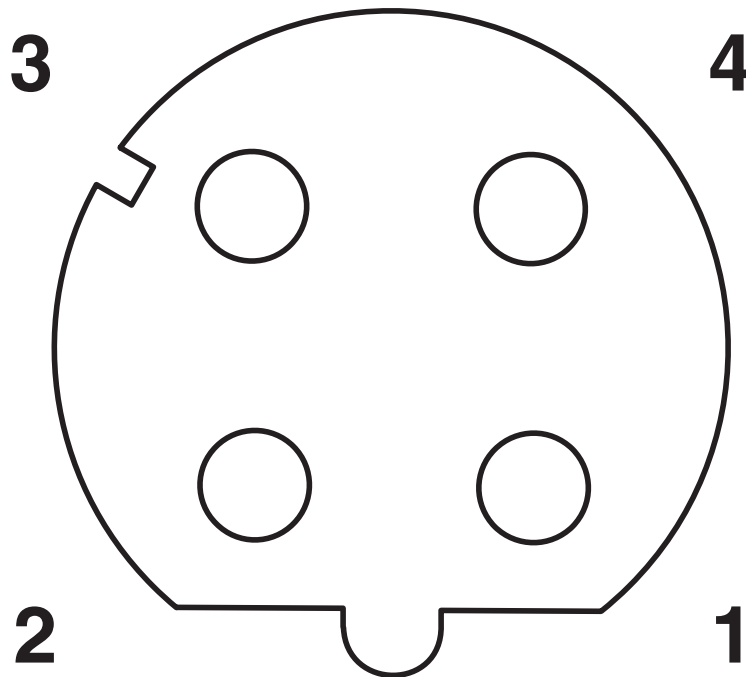
SACC-4P-DSI-M12FSD/FSD-M16 - Control cabinet feed-through

1424326

<https://www.phoenixcontact.com/gb/products/1424326>

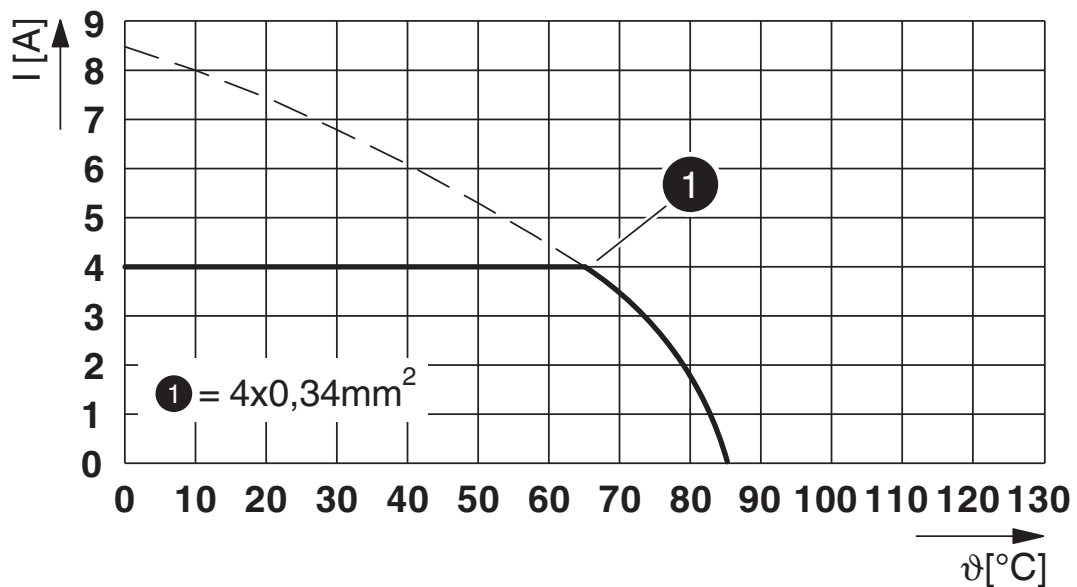
Drawings

Schematic diagram



Pin assignment M12 socket, 4-pos., D-coded, female side

Diagram



I = current strength, T = ambient temperature


SACC-4P-DSI-M12FSD/FSD-M16 - Control cabinet feed-through



1424326

<https://www.phoenixcontact.com/gb/products/1424326>

Circuit diagram



Contact assignment of the M12 sockets

SACC-4P-DSI-M12FSD/FSD-M16 - Control cabinet feed-through



1424326

<https://www.phoenixcontact.com/gb/products/1424326>

Classifications

ECLASS

ECLASS-13.0	27440109
ECLASS-15.0	27440109

ETIM

ETIM 9.0	EC003569
----------	----------

UNSPSC

UNSPSC 21.0	39121400
-------------	----------

SACC-4P-DSI-M12FSD/FSD-M16 - Control cabinet feed-through



1424326

<https://www.phoenixcontact.com/gb/products/1424326>

Environmental product compliance

EU RoHS

Fulfills EU RoHS substance requirements	Yes
Exemption	6(c), 7(c)-I

China RoHS

Environment friendly use period (EFUP)	EFUP-50
	An article-related China RoHS declaration table can be found in the download area for the respective article under "Manufacturer declaration". For all articles with EFUP-E, no China RoHS declaration table issued and required.

EU REACH SVHC

REACH candidate substance (CAS No.)	Lead(CAS: 7439-92-1)
SCIP	55b07d72-7d22-471e-8e37-7cb90096fa2b

Phoenix Contact 2025 © - all rights reserved
<https://www.phoenixcontact.com>

PHOENIX CONTACT Ltd
Halesfield 13, Telford
Shropshire, TF7 4PG
01952 681700
info@phoenixcontact.co.uk